




YAMAHA

PARTS CATALOGUE

FZ750'90 (3KS3 / 3KT2 / 3KU2)

EUROPE

103KS-300E1



A3

FOREWORD

This Parts Catalogue is related to the parts in use for the Yamaha FZ750'90 (3KS3/3KT2/3KU2).

When you are ordering replacement parts for the FZ750'90 (3KS3/3KT2/3KU2), refer to this Parts Catalogue and quote both part numbers and part names correctly.

1. Modifications or additions which have been made after issue of the Parts Catalogue will be announced in the Yamaha Parts News.

It is advisable that according to the Yamaha Parts News you make necessary corrections to the Parts Catalogue on hand to keep it up-to-date.

2. Abbreviations

The following abbreviations are used in this Parts Catalogue.

- U.R. Use size (thickness) and/or number as required.
- U.N. Use as many as you need.
- A.P. Alternate Parts
- L.M. Local Made
- F# Frame No. (Applicable machine No.)

3. The parts marked with (*) in the parts number column of this Catalogue are not supplied with by Yamaha, those have to be found locally.

4. Parts, which are to be supplied in the form of assemblies, are listed with an indention of one letter's space, and a dot (.) is put against the name of each part.

EXAMPLE CARBURETOR ASS'Y
 .JET, pilot
 .NOZZLE, main

5. Indication of No. of constituent parts for assembly

The numeral appearing to the right of each constituent part under the description indicates the quantity of such parts for each individual assembly unit.

EXAMPLE

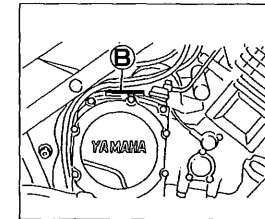
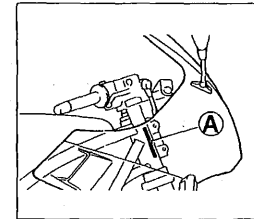
Part No.	Description	Q'ty	Remarks
2F5-83310-60	FRONT FLASHER LIGHT ASS'Y	2	
115-83311-60	.BULB (6V-18W)	1	
1M1-83309-60	.REFLECTOR	1	

6. Initial Serial No. and Color Code

3KS3	(A) Frame Serial No.	2MG-22101 and following
	(B) Engine Serial No.	2MG-22101 and following

3KT2	(A) Frame Serial No.	2KK-009101 and following
	(B) Engine Serial No.	2KK-009101 and following

3KU2	(A) Frame Serial No.	3BY-004101 and following
	(B) Engine Serial No.	3BY-004101 and following



Color Code	Color Name	Abbreviate
GE	SILKY WHITE	SW
AU	VMAX BLUE	VMB

7. Applicable colors of graphics are represented in the "Remarks" column by the letter(s) appropriately picked out of the full word(s) showing such colors.

EXAMPLE

Part No.	Description	Q'ty	Remarks
2N4-24110-00-X5	FUEL TANK COMP.	1	MAXIM RED
3J1-24240-10	.GRAPHIC, fuel tank set	1	for MXR

CONTENTS

GENERAL SPEC.

ENGINE

Fig. 1	CYLINDER HEAD	1
Fig. 2	CYLINDER	2
Fig. 3	CRANKSHAFT · PISTON	3
Fig. 4	VALVE	4
Fig. 5	CAMSHAFT · CHAIN	6
Fig. 6	WATER PUMP	7
Fig. 7	RADIATOR · HOSE	8
Fig. 8	OIL PUMP	10
Fig. 9	OIL CLEANER	12
Fig. 10	INTAKE	13
Fig. 11	CARBURETOR	15
Fig. 12	EXHAUST	17
Fig. 13	CRANKCASE	18
Fig. 14	CRANKCASE COVER 1	20
Fig. 15	STARTER CLUTCH	21
Fig. 16	CLUTCH	22
Fig. 17	TRANSMISSION	24
Fig. 18	SHIFT CAM · FORK	26
Fig. 19	SHIFT SHAFT	27

CHASSIS

Fig. 20	FRAME	28
Fig. 21	FENDER	29
Fig. 22	SIDE COVER	31
Fig. 23	REAR ARM	33
Fig. 24	REAR SUSPENSION	35

Fig. 25	STEERING	36
Fig. 26	FRONT FORK	37
Fig. 27	FUEL TANK	39
Fig. 28	SEAT	41
Fig. 29	FRONT WHEEL	42
Fig. 30	FRONT BRAKE CALIPER	43
Fig. 31	REAR WHEEL	44
Fig. 32	REAR BRAKE CALIPER	46
Fig. 33	STEERING HANDLE · CABLE	47
Fig. 34	FRONT MASTER CYLINDER	48
Fig. 35	FRONT MASTER CYLINDER 2	49
Fig. 36	STAND · FOOTREST	50
Fig. 37	REAR MASTER CYLINDER	52
Fig. 38	COWLING 1	54
Fig. 39	COWLING 2	57
Fig. 40	GENERATOR	59
Fig. 41	PICK UP COIL · GOVERNOR	60
Fig. 42	STARTING MOTOR	61
Fig. 43	FLASHER LIGHT	62
Fig. 44	METER	63
Fig. 45	HEADLIGHT	64
Fig. 46	TAILLIGHT	65
Fig. 47	HANDLE SWITCH · LEVER	66
Fig. 48	ELECTRICAL 1	67
Fig. 49	ELECTRICAL 2	69

INDIVIDUAL SPEC.

FOR ENGLAND

Fig. 50	ALTERNATE (METER)	75
Fig. 51	ALTERNATE (HEADLIGHT)	76

FOR SWITZERLAND

Fig. 52	ALTERNATE (ENGINE)	79
Fig. 53	ALTERNATE (INTAKE)	80
Fig. 54	ALTERNATE (CARBURETOR)	81
Fig. 55	ALTERNATE (EXHAUST)	83
Fig. 56	ALTERNATE (ENGINE/ CHASSIS/ELECTRICAL)	84

FOR AUSTRIA

Fig. 57	ALTERNATE (EXHAUST)	87
Fig. 58	ALTERNATE (CHASSIS/ ELECTRICAL)	88

FOR SWEDEN

Fig. 59	ALTERNATE (ENGINE)	91
Fig. 60	ALTERNATE (EXHAUST)	92
Fig. 61	ALTERNATE (METER)	93

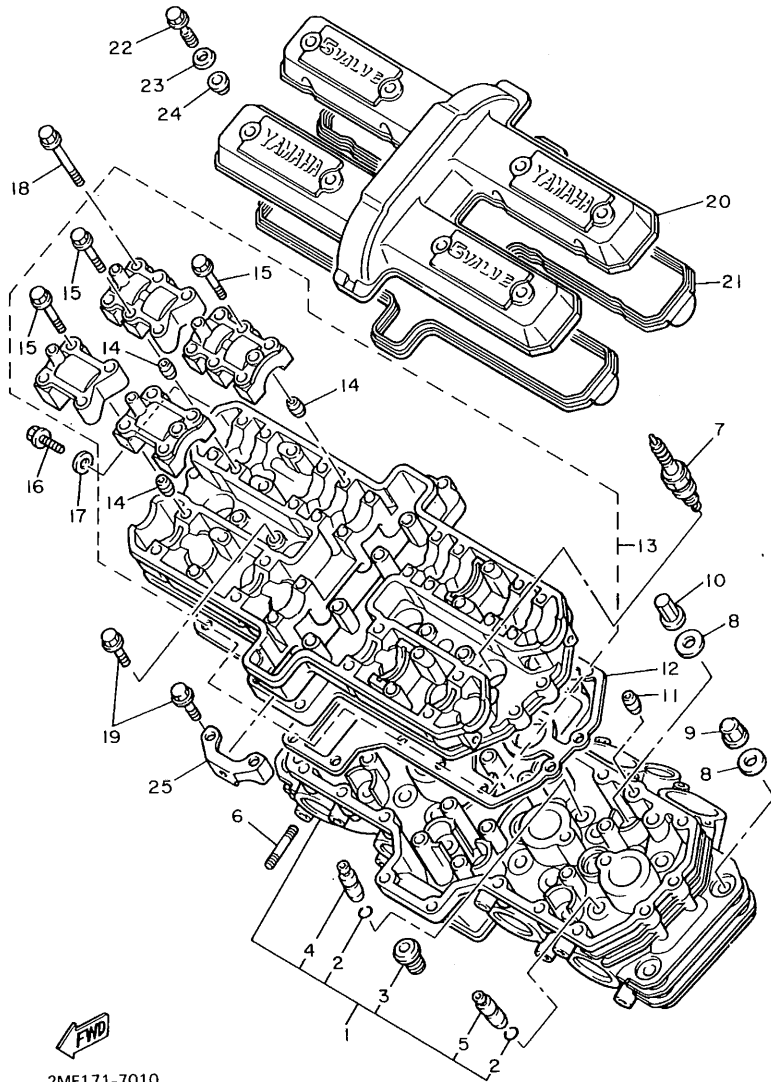
INDEX (GENERAL SPEC.)

NUMERICAL INDEX

INDEX (INDIVIDUAL SPEC.)

NUMERICAL INDEX

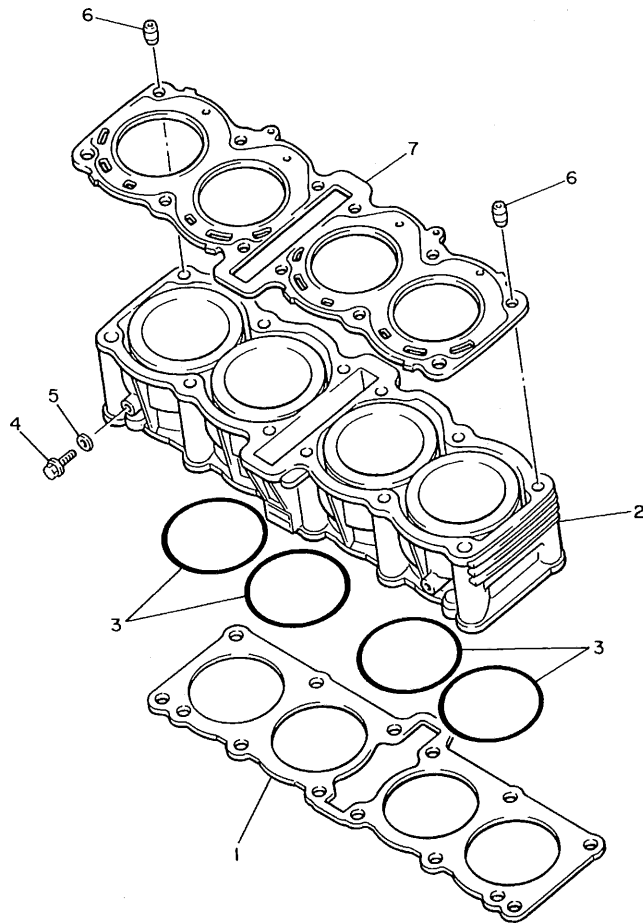
FIG. 1 CYLINDER HEAD



REF. NO.	PART NO.	DESCRIPTION	Q'TY	REMARKS
1	2KT-11102-00	CYLINDER HEAD ASSY	1	
2	93440-09141	.CIRCLIP	20	
3	90340-18101	.PLUG, straight screw	4	
4	1AA-11133-10	.GUIDE, intake valve	12	
5	1AA-11134-10	.GUIDE, exhaust valve	8	
6	90116-06466	BOLT, stud	8	
7	94701-00203	PLUG, spark (NGK DR8ES-L)	4	UR
	94701-00222	PLUG, spark (ND X24ESR-U)	4	UR
8	90201-096J9	WASHER, plate	12	
9	90179-09489	NUT	4	
10	90179-09490	NUT	8	
11	99530-10014	PIN, dowel	2	
12	2GH-11182-00	GASKET, cylinder head 2	1	
13	1AA-1115A-01	CAM CASE ASSY	1	
14	99510-08016	.PIN, dowel	16	
15	90105-06153	.BOLT, washer based	16	
16	95026-06012	BOLT, flange	1	
17	90430-06014	GASKET	1	
18	90105-06362	BOLT, washer based	24	
19	95026-06025	BOLT, flange	11	
20	1TV-11191-00	COVER, cylinder head 1	1	
21	1AA-11193-00	GASKET, head cover 1	1	
22	90109-06746	BOLT	8	
23	90209-11262	WASHER	8	
24	2GH-1111G-00	RUBBER, mount 1	8	
25	1AE-1244E-00	BRACKET 1	1	

2MF171-7010

FIG. 2 CYLINDER

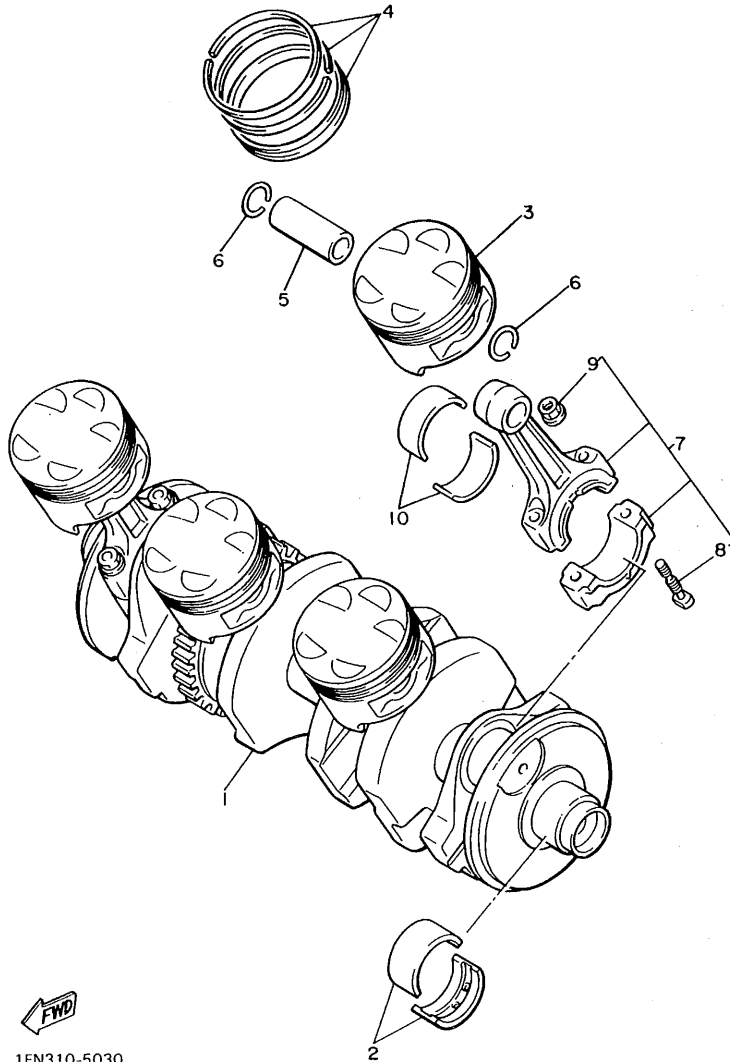


REF. NO.	PART NO.	DESCRIPTION	Q'TY	REMARKS
1	1AA-11351-00	GASKET, cylinder	1	
2	1AE-11310-01	CYLINDER	1	
3	93210-73693	O-RING	4	
4	95026-06012	BOLT, flange	2	
5	90430-06014	GASKET	2	
6	91810-08016	PIN, dowel	2	
7	2KT-11181-01	GASKET, cylinder head 1	1	



2NK110-7020

FIG. 3 CRANKSHAFT • PISTON

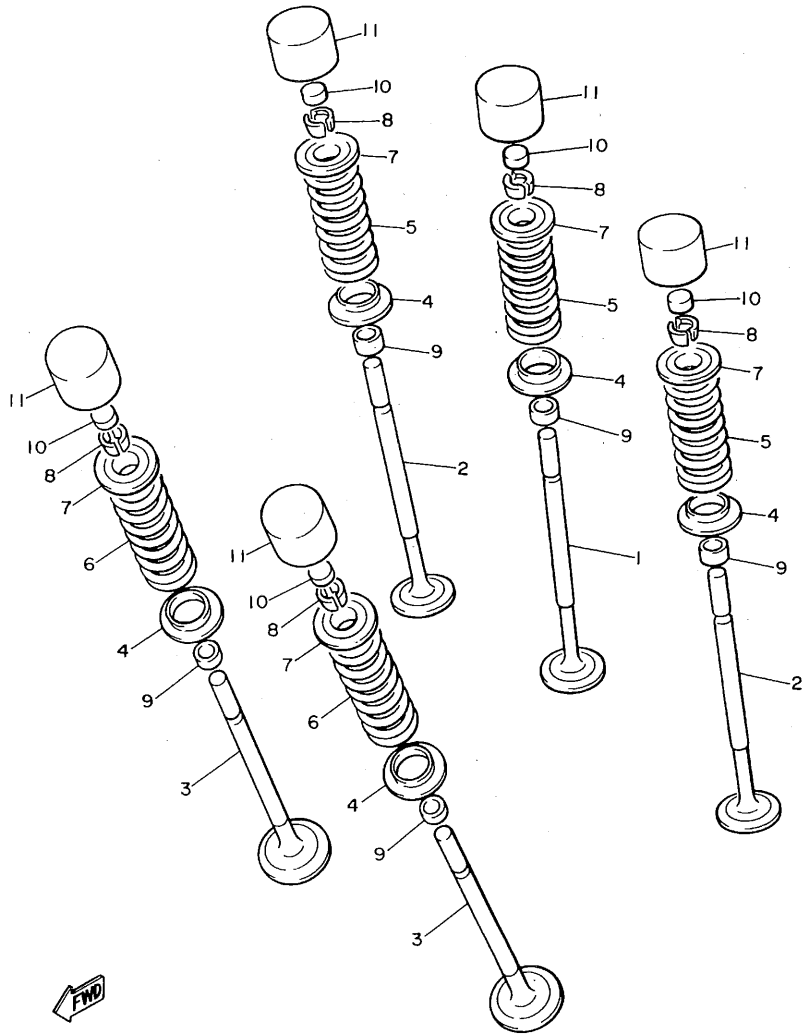


1FN310-5030

REF. NO.	PART NO.	DESCRIPTION	Q'TY	REMARKS
1	3KS-11411-00	CRANKSHAFT	1	
2	1AE-11416-00	PLANE BEARING, crankshaft 1	10	UR BLUE
	1AE-11416-10	PLANE BEARING, crankshaft 1	10	UR BLACK
	1AE-11416-20	PLANE BEARING, crankshaft 1	10	UR BROWN
	1AE-11416-30	PLANE BEARING, crankshaft 1	10	UR GREEN
	1AE-11416-40	PLANE BEARING, crankshaft 1	10	UR YELLOW
3	2MG-11631-00	PISTON (STD)	4	
	2MG-11636-00	PISTON (0.50MM O/S)	4	AP
	2MG-11638-00	PISTON (1.00MM O/S)	4	AP
4	2KT-11610-00	PISTON RING SET (STD)	4	
	2KT-11610-20	PISTON RING SET (2ND O/S)	4	AP
	2KT-11610-40	PISTON RING SET (4TH O/S)	4	AP
5	2KT-11633-01	PIN, piston	4	
6	93450-19052	CIRCLIP	8	
7	2MG-11650-00	CONNECTING ROD ASSY	4	
8	12R-11654-00	.BOLT, connecting rod	2	
9	90179-08327	.NUT	2	
10	1AE-11656-00	PLANE BEARING, connecting rod	8	UR BLUE
	1AE-11656-10	PLANE BEARING, connecting rod	8	UR BLACK
	1AE-11656-20	PLANE BEARING, connecting rod	8	UR BROWN
	1AE-11656-30	PLANE BEARING, connecting rod	8	UR GREEN

B4

FIG. 4 VALVE

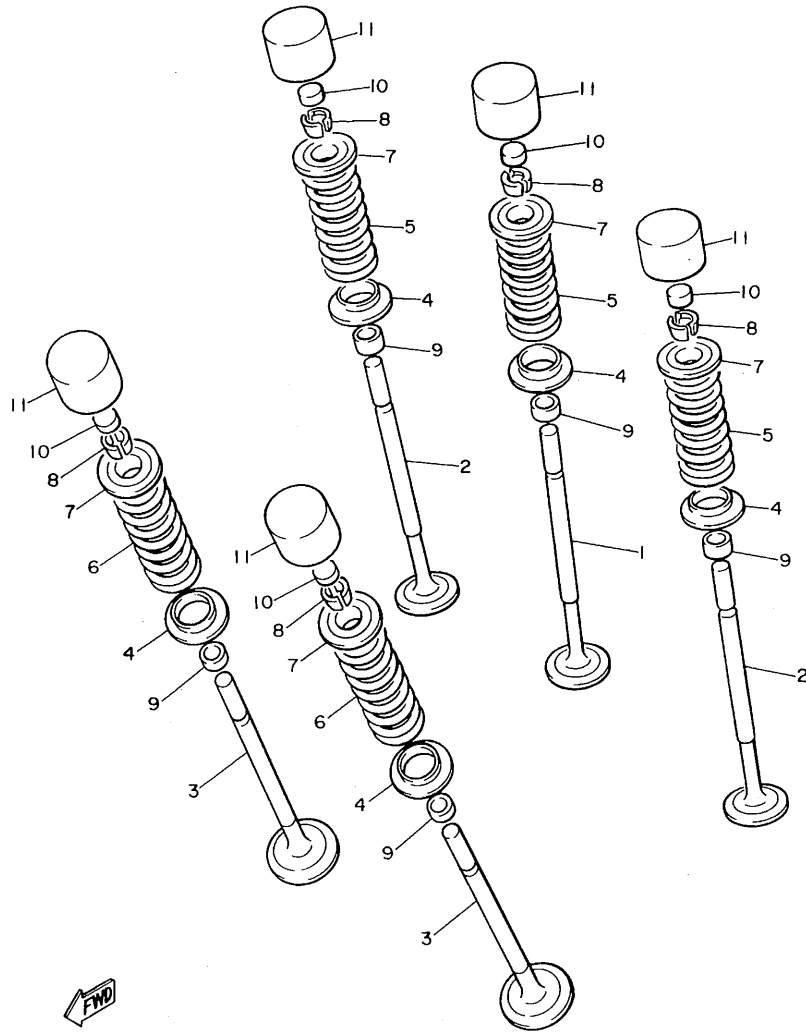


REF. NO.	PART NO.	DESCRIPTION	Q'TY	REMARKS
1	1AA-12111-01	VALVE, intake	4	
2	1AA-12112-01	VALVE, intake 2	8	
3	1AA-12121-01	VALVE, exhaust	8	
4	2GH-12116-00	SEAT, valve spring	20	
5	1AA-12113-01	SPRING, valve inner	12	BLUE
6	1AA-12114-01	SPRING, valve outer	8	RED
7	1AA-12117-00	RETAINER, valve spring	20	
8	1AA-12118-00	COTTER, valve	40	
9	33M-12119-00	SEAL, valve stem	20	
10	1AA-12168-00	PAD, adjusting (1.20)	20	UR
	1AA-12168-20	PAD, adjusting (1.25)	20	UR
	1AA-12168-40	PAD, adjusting (1.30)	20	UR
	1AA-12168-60	PAD, adjusting (1.35)	20	UR
	1AA-12168-80	PAD, adjusting (1.40)	20	UR
	1AA-12168-A0	PAD, adjusting (1.45)	20	UR
	1AA-12168-F0	PAD, adjusting (1.50)	20	UR
	1AA-12168-H0	PAD, adjusting (1.55)	20	UR
	1AA-12168-K0	PAD, adjusting (1.60)	20	UR
	1AA-12168-M0	PAD, adjusting (1.65)	20	UR
	1AA-12168-R0	PAD, adjusting (1.70)	20	UR
	1AA-12168-U0	PAD, adjusting (1.75)	20	UR
	1AA-12168-W0	PAD, adjusting (1.80)	20	UR
	1AA-12168-Y0	PAD, adjusting (1.85)	20	UR
	1AA-12169-10	PAD, adjusting (1.90)	20	UR
	1AA-12169-30	PAD, adjusting (1.95)	20	UR
	1AA-12169-50	PAD, adjusting (2.00)	20	UR
	1AA-12169-70	PAD, adjusting (2.05)	20	UR
	1AA-12169-90	PAD, adjusting (2.10)	20	UR



1FN310-5040

FIG. 4 VALVE

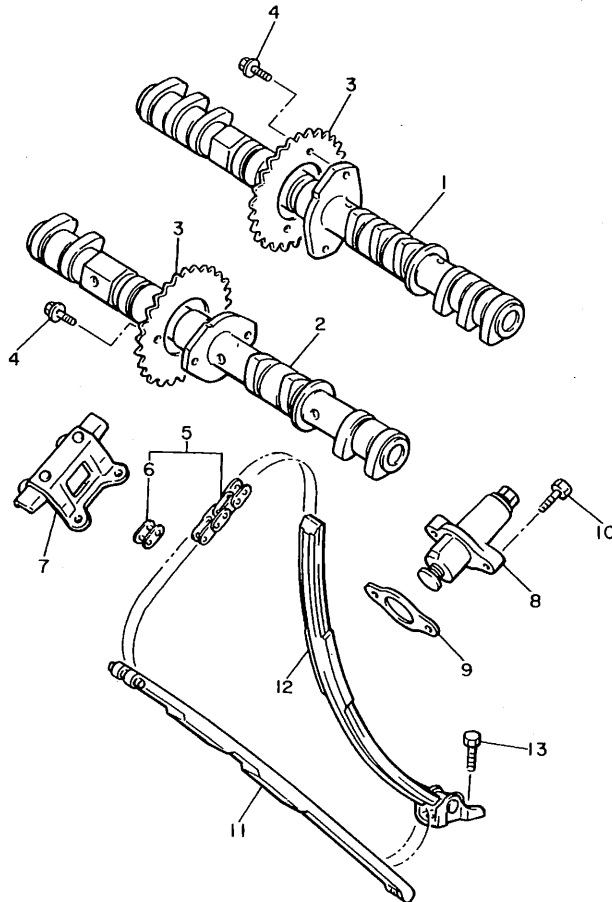


REF. NO.	PART NO.	DESCRIPTION	Q'TY	REMARKS
10	1AA-12169-E0	PAD, adjusting (2.15)	20	UR
	1AA-12169-G0	PAD, adjusting (2.20)	20	UR
	1AA-12169-J0	PAD, adjusting (2.25)	20	UR
	1AA-12169-L0	PAD, adjusting (2.30)	20	UR
	1AA-12169-N0	PAD, adjusting (2.35)	20	UR
	1AA-12169-T0	PAD, adjusting (2.40)	20	UR
11	2NK-12153-02	LIFTER, valve	20	UR BLACK
	2NK-12153-09	LIFTER, valve(O/S)	20	UR GREEN



1FN310-5040

FIG. 5 CAMSHAFT • CHAIN



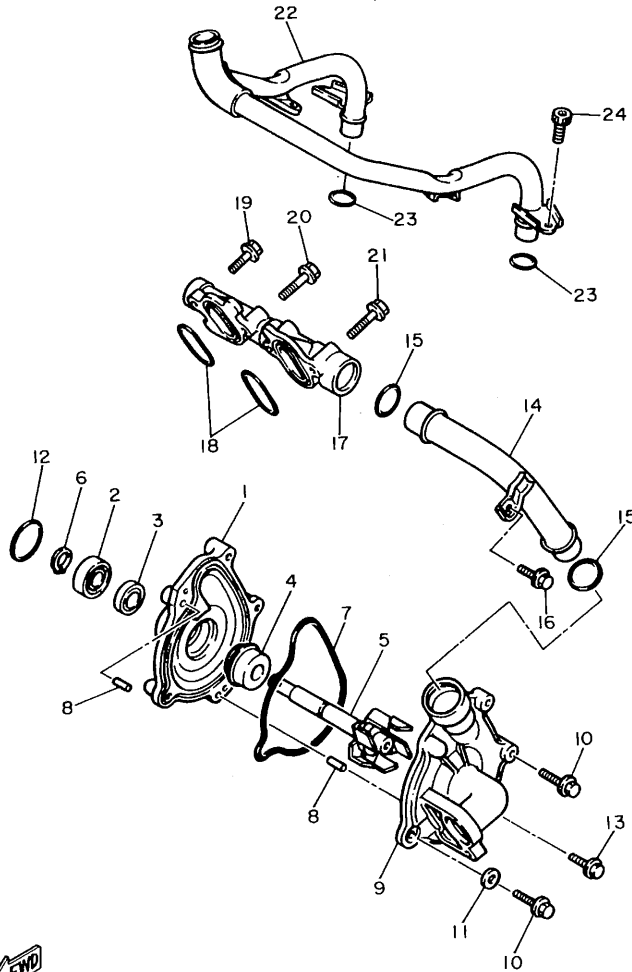
REF. NO.	PART NO.	DESCRIPTION	Q'TY	REMARKS
1	1AE-12171-00	CAMSHAFT 1	1	
2	1UF-12181-00	CAMSHAFT 2	1	
3	4G0-12176-01	SPROCKET, cam chain	2	
4	90105-07342	BOLT, washer based	4	
5	94581-01110	CHAIN (DID219FS-110L)	1	
6	94681-01021	JOINT, chain	1	
7	2GH-12241-00	GUIDE, stopper 2	1	
8	1WG-12210-00	TENSIONER ASSY, cam chain	1	
9	30X-12213-00	GASKET, tensioner case	1	
10	95026-06025	BOLT, flange	2	
11	1AE-12251-00	DAMPER, chain 1	1	
12	2GH-12252-00	DAMPER, chain 2	1	
13	90109-065A8	BOLT	2	



1FN310-5050

B7

FIG. 6 WATER PUMP



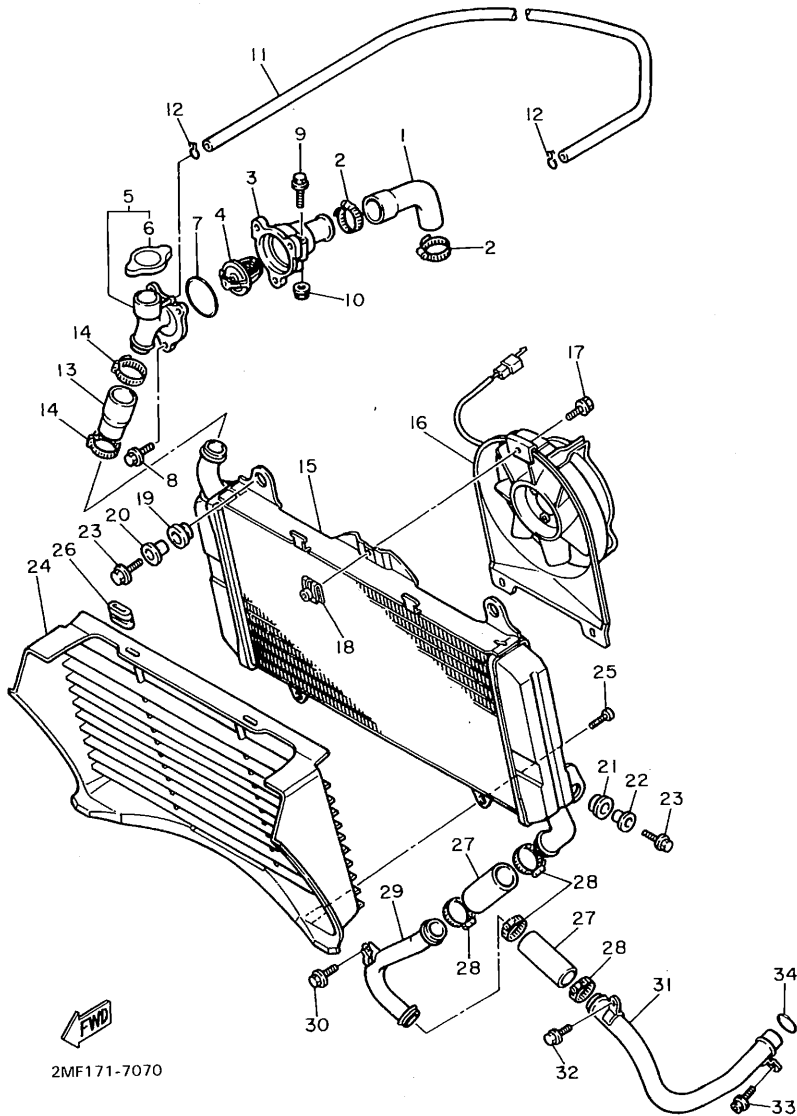
REF. NO.	PART NO.	DESCRIPTION	QTY	REMARKS
1	1UF-12421-01	HOUSING, water pump	1	
2	93306-00106	BEARING	1	
3	93101-12060	OIL SEAL	1	
4	11H-12438-00	SEAL, mechanical	1	
5	1UF-12450-00	IMPELLER SHAFT ASSY	1	
6	99009-12400	CIRCLIP	1	
7	1AE-12439-00	O-RING	1	
8	93604-10011	PIN, dowel	2	
9	1AE-12422-01	COVER, housing	1	
10	95026-06025	BOLT, flange	3	
11	90430-06014	GASKET	1	
12	93210-33133	O-RING	1	
13	95026-06050	BOLT, flange	2	
14	1AE-12481-00	PIPE 1	1	
15	93210-23692	O-RING	2	
16	95026-06012	BOLT, flange	1	
17	3DX-12469-00	JOINT 1	1	
18	93210-30694	O-RING	2	
19	95026-06020	BOLT, flange	1	
20	95026-06030	BOLT, flange	1	
21	95026-06040	BOLT, flange	2	
22	1AE-12482-00	PIPE 2	1	
23	93210-18417	O-RING	2	
24	91316-06012	BOLT	2	



2MF171-7060

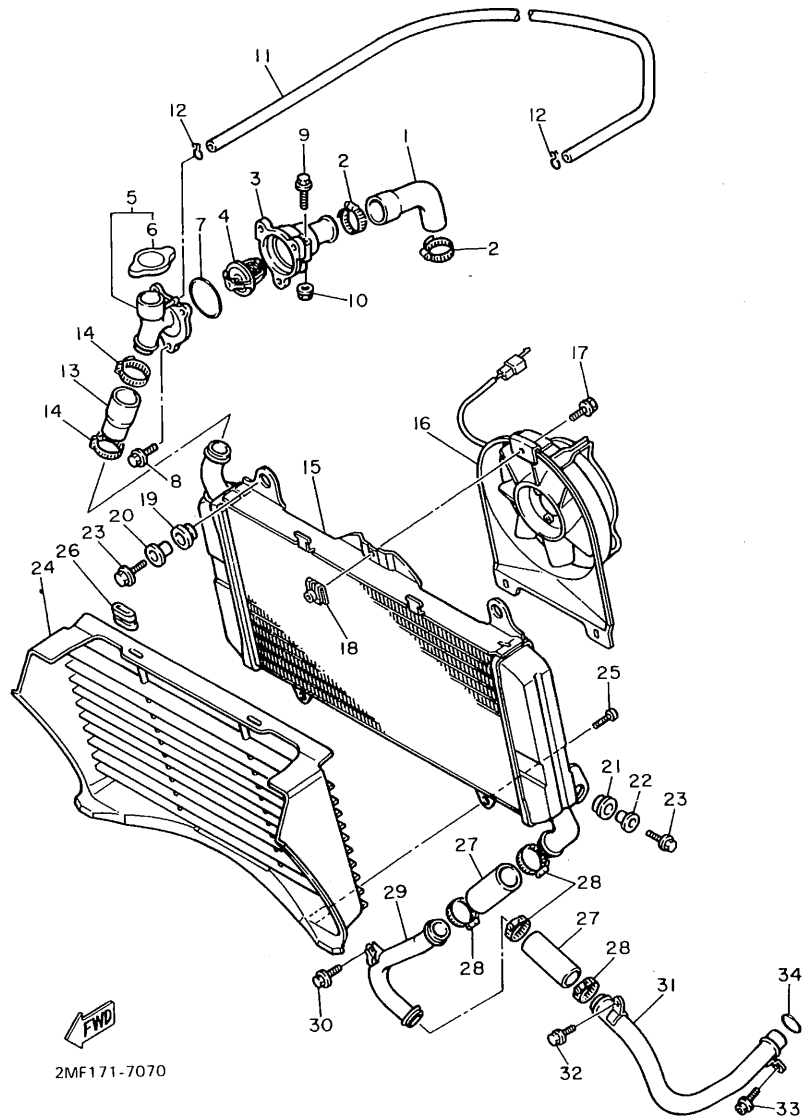
B8

FIG. 7 RADIATOR • HOSE



REF. NO.	PART NO.	DESCRIPTION	Q'TY	REMARKS
1	1AE-12576-00	HOSE 1	1	
2	90460-38285	CLAMP, hose	2	
3	1AE-12417-02	HOUSING, thermostat	1	
4	1AE-12410-00	THERMOSTAT ASSY	1	
5	1AE-12590-00	CONDUCTION ASSY	1	
6	1AE-12462-00	.CAP, radiator	1	
7	93210-49046	O-RING	1	
8	95023-06020	BOLT, flange	3	
9	95026-06030	BOLT, flange	1	
10	95701-06500	NUT, flange	1	
11	90445-091E9	HOSE	1	
12	90467-08003	CLIP	2	
13	1AE-12577-00	HOSE 2	1	
14	90460-38285	CLAMP, hose	2	
15	1AE-12461-01	RADIATOR ASSY	1	
16	1AE-12405-00	BLOWER ASSY	1	
17	11H-12675-00	BOLT, blower holding	3	
18	1AA-12535-00	PLATE	3	
19	90480-18276	GROMMET	2	
20	90387-07037	COLLAR	2	
21	90480-19283	GROMMET	2	
22	90387-06033	COLLAR	2	
23	95826-06020	BOLT, flange	4	
24	2KT-12467-00	COVER, radiator	1	
25	97706-60114	SCREW, tapping	2	
26	90480-01438	GROMMET	2	
27	90445-327A9	HOSE	2	
28	90460-38285	CLAMP, hose	4	

FIG. 7 RADIATOR • HOSE

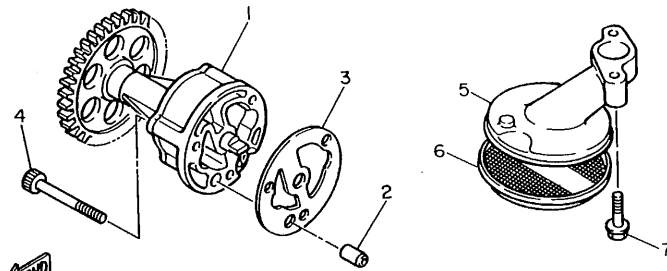
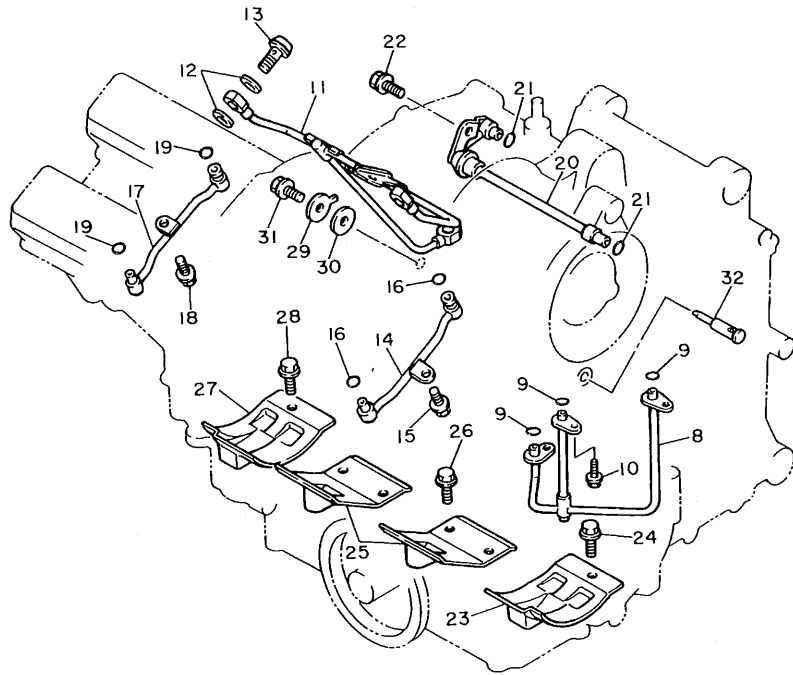


2MF171-7070

REF. NO.	PART NO.	DESCRIPTION	Q'TY	REMARKS
29	1AE-12483-00	PIPE 3	1	
30	91316-06012	BOLT	1	
31	1AE-12484-00	PIPE 4	1	
32	91316-06012	BOLT	1	
33	90110-06142	BOLT, hexagon socket head	1	
34	93210-23692	O-RING	1	

B10

FIG. 8 OIL PUMP

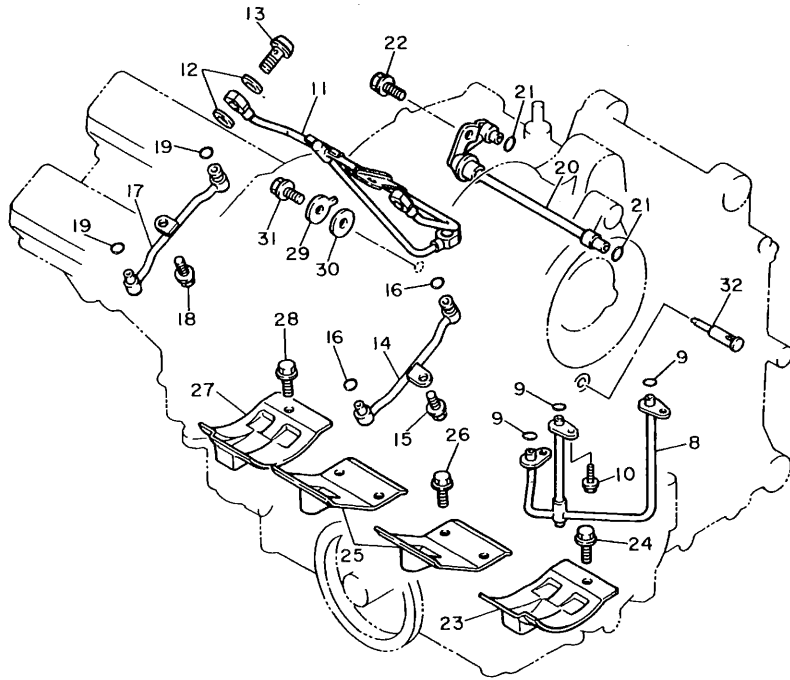


3KS351-9080

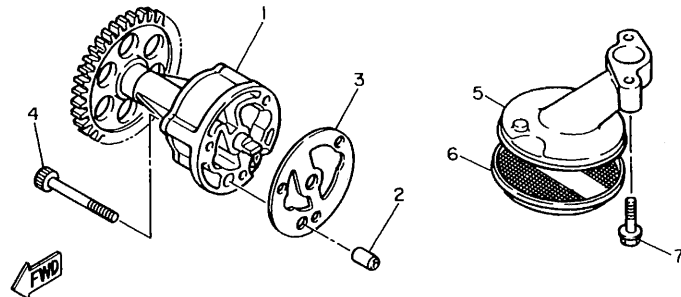
REF. NO.	PART NO.	DESCRIPTION	Q'TY	REMARKS
1	1AE-13300-00	OIL PUMP ASSY	1	
2	91810-18013	PIN, dowel	1	
3	2GH-13329-00	GASKET, pump cover	1	
4	91316-06050	BOLT	3	
5	3KS-13412-00	HOUSING, strainer	1	
6	1AE-13411-00	STRAINER, oil	1	
7	95026-06030	BOLT, flange	2	
8	3GM-13161-00	PIPE, delivery 1	1	
9	93210-06714	O-RING	3	
10	95026-06012	BOLT, flange	3	
11	1AE-13171-01	PIPE, delivery 2	1	
12	90430-10188	GASKET	6	
13	90401-10096	BOLT, union	3	
14	2GH-13181-00	PIPE, delivery 3	1	
15	95026-06012	BOLT, flange	1	
16	93210-06632	O-RING	2	
17	2GH-13191-00	PIPE, delivery 4	1	
18	95026-06012	BOLT, flange	1	
19	93210-06632	O-RING	2	
20	1AE-1316E-00	PIPE, delivery 5	1	
21	93210-07135	O-RING	2	
22	95026-06012	BOLT, flange	1	
23	2GH-15123-00	PLATE, baffle 1	1	
24	95026-06012	BOLT, flange	2	
25	1AE-15124-00	PLATE, baffle 2	2	
26	95026-06012	BOLT, flange	6	
27	2GH-15133-00	PLATE, baffle 3	1	
28	95026-06012	BOLT, flange	2	

B11

FIG. 8 OIL PUMP

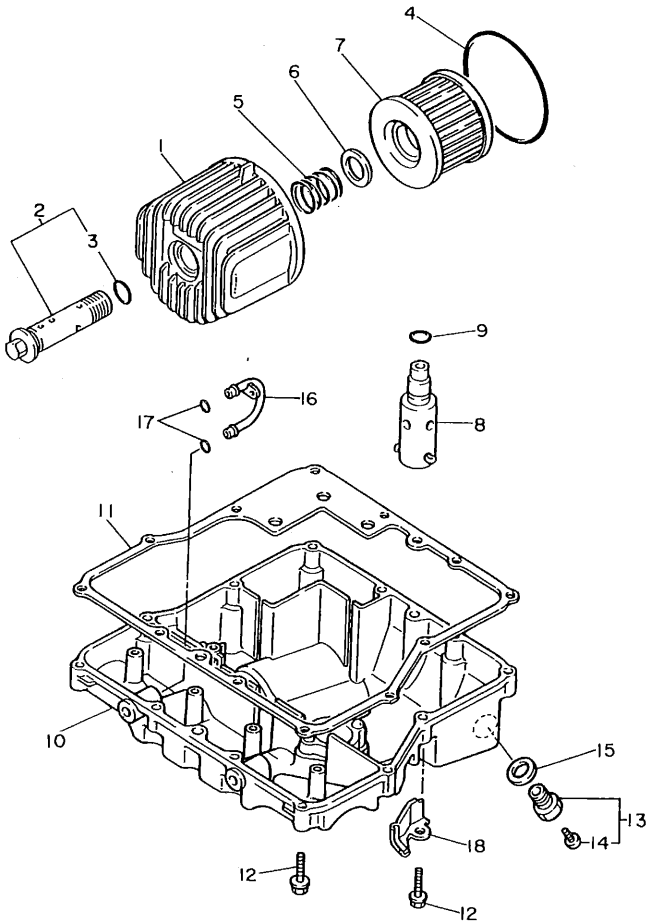


REF. NO.	PART NO.	DESCRIPTION	Q'TY	REMARKS
29	90201-061M7	WASHER, plate	1	
30	90430-06210	GASKET	1	
31	95811-06016	BOLT, flange	1	
32	3GM-13454-00	NOZZLE	1	



3KS351-9080

FIG. 9 OIL CLEANER

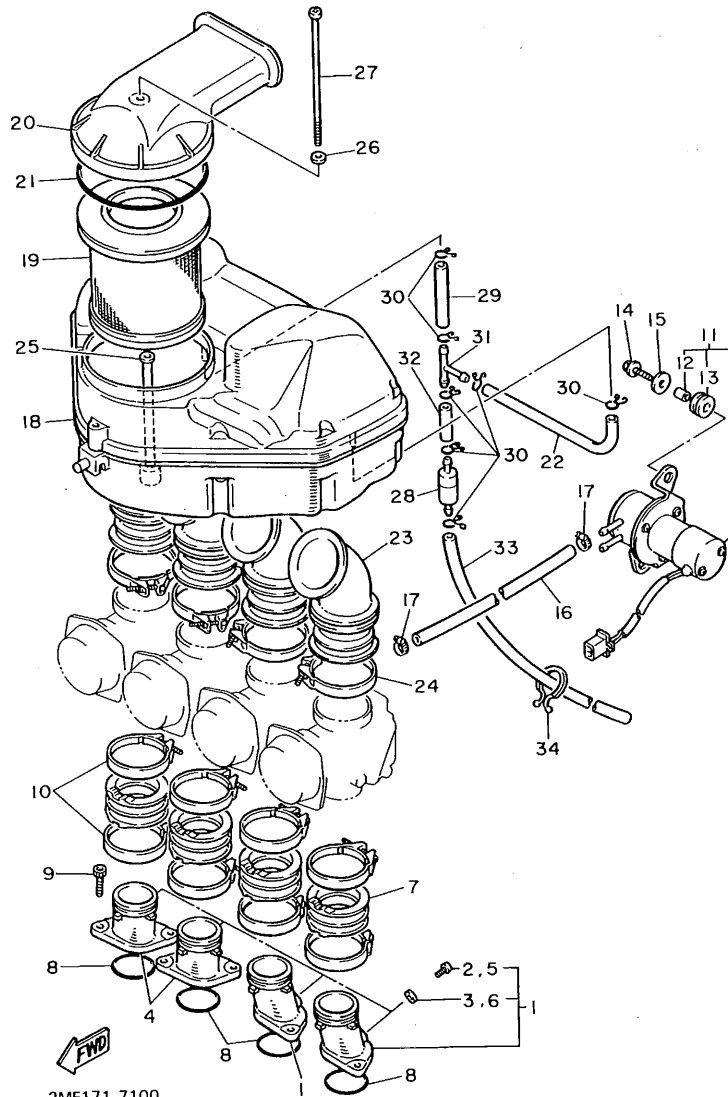


REF. NO.	PART NO.	DESCRIPTION	Q'TY	REMARKS
1	1AE-13447-00	COVER, oil element	1	
2	36Y-13340-00	BY-PASS VALVE ASSY	1	
3	93210-16629	•O-RING	1	
4	93210-87723	O-RING	1	
5	90501-20422	SPRING, compression	1	
6	90201-21608	WASHER, plate	1	
7	36Y-13441-00	ELEMENT, oil cleaner	1	
8	3KS-13490-00	RELIEF VALVE ASSY	1	
9	93210-15566	O-RING	1	
10	3KS-13417-00	COVER, strainer	1	
11	1AE-13414-01	GASKET, strainer cover	1	
12	95026-06030	BOLT, flange	12	
13	11H-13455-00	PLUG	1	
14	98901-06008	•SCREW, bind	1	
15	214-11198-01	GASKET	1	
16	3GM-13416-00	PIPE, oil 1	1	
17	93210-14579	O-RING	2	
18	90465-08076	CLAMP	1	



3KS351-9090

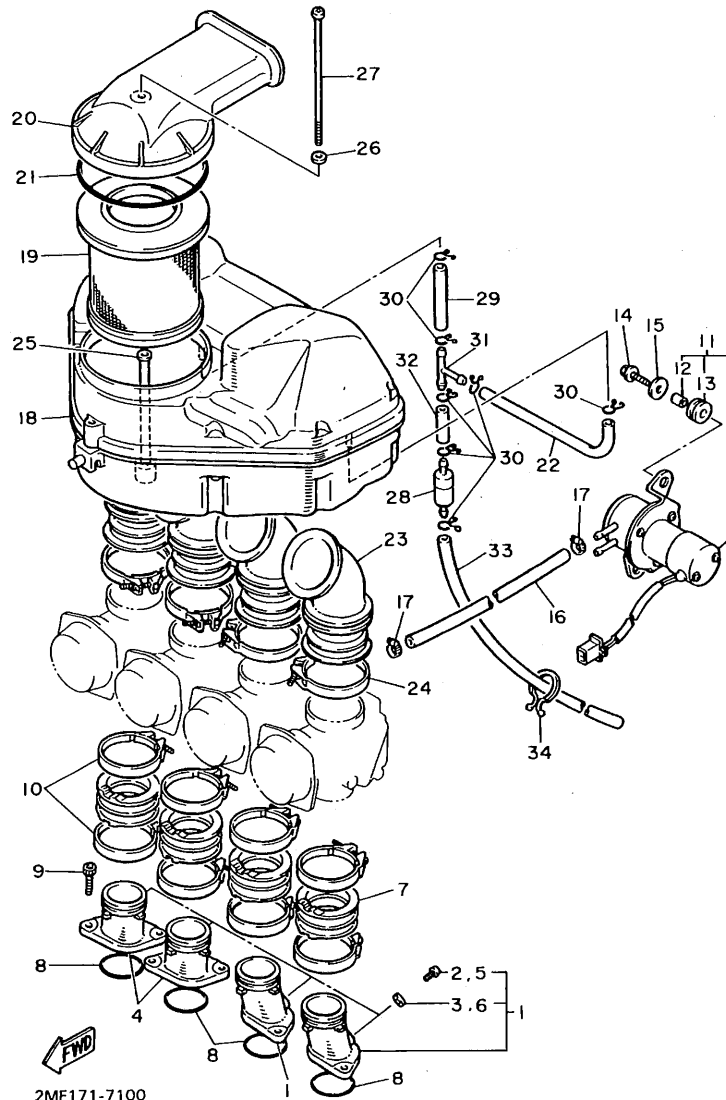
FIG. 10 INTAKE



2MF171-7100

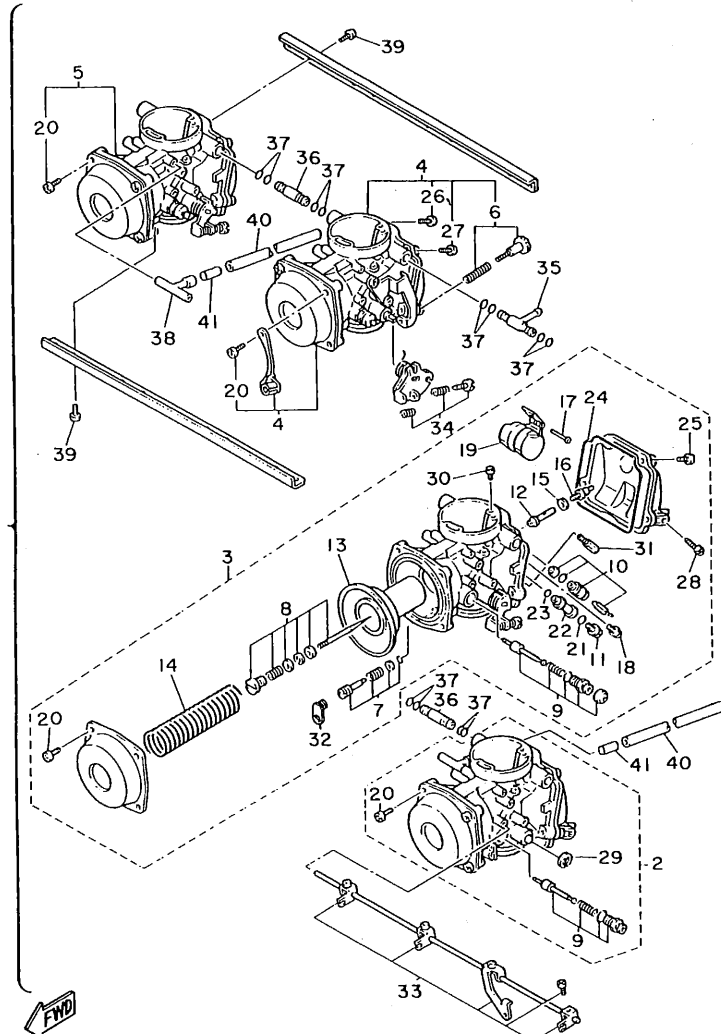
REF. NO.	PART NO.	DESCRIPTION	Q'TY	REMARKS
1	2KT-13586-01	JOINT, carburetor 1	2	
2	92501-06012	.SCREW, pan head	1	
3	90430-06014	.GASKET	1	
4	2KT-13596-01	JOINT, carburetor 2	2	
5	92501-06012	.SCREW, pan head	1	
6	90430-06014	.GASKET	1	
7	2LM-13597-00	JOINT, carburetor 3	4	
8	93210-40659	O-RING	4	
9	91316-06020	BOLT	8	
10	1AE-13575-00	BAND	8	
11	1AE-13907-00	FUEL PUMP COMP.	1	
12	90387-060A7	.COLLAR	2	
13	90480-15235	.GROMMET	2	
14	95826-06020	BOLT, flange	2	
15	90209-06174	WASHER	2	
16	90445-127A8	HOSE	1	
17	90460-12256	CLAMP, hose	2	
18	1AE-14401-00	AIR CLEANER CASE ASSY	1	
19	1AE-14451-00	ELEMENT, air cleaner	1	
20	1AE-14422-00	CAP, cleaner case 2	1	
21	1AE-14452-00	SEAL	1	
22	90445-11150	HOSE	1	
23	1AE-14453-00	JOINT, air cleaner 1	4	
24	90460-58015	CLAMP, hose	4	
25	1AE-14443-00	COLLAR	1	
26	92990-06600	WASHER, plate	1	
27	92511-06160	SCREW, pan head	1	
28	4X7-2149Y-00	FILTER ASSY	1	

FIG. 10 INTAKE



REF. NO.	PART NO.	DESCRIPTION	Q'TY	REMARKS
29	90445-112E0	HOSE	1	
30	90467-10008	CLIP	7	
31	90413-07007	WAY 3	1	
32	90445-11262	HOSE	1	
33	90445-113F8	HOSE	1	
34	90464-30040	CLAMP	1	

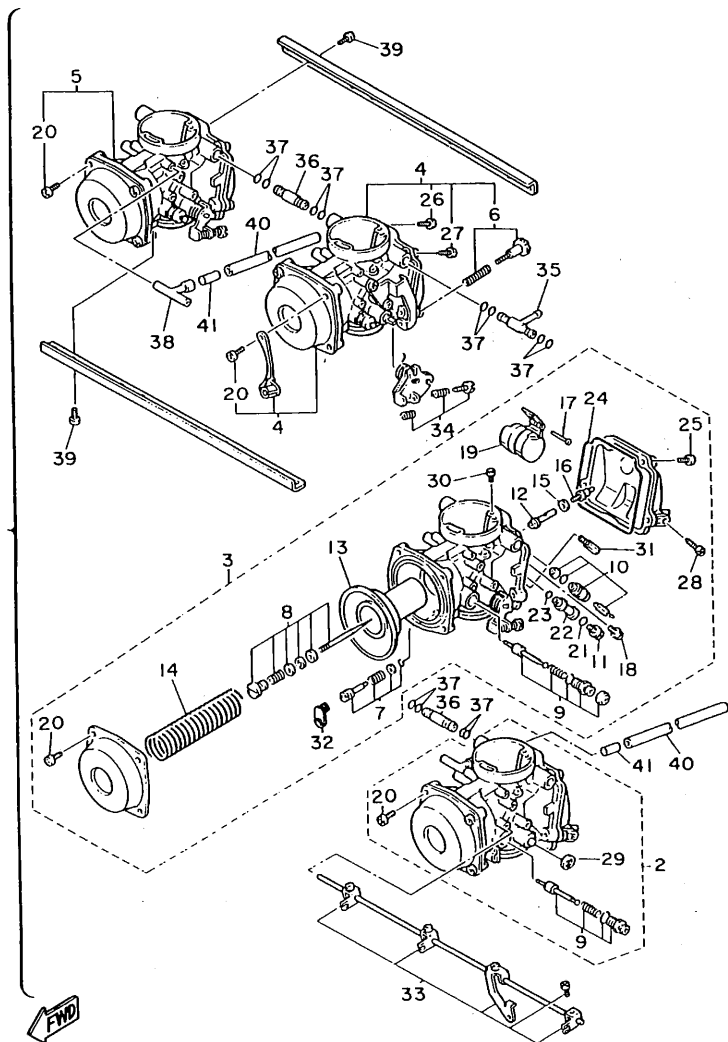
FIG. 11 CARBURETOR



3DX1352-8110

REF. NO.	PART NO.	DESCRIPTION	Q'TY	REMARKS
1	3DX-14900-00	CARBURETOR ASSY	1	
2	3DX-14901-00	..CARBURETOR ASSY 1	1	
3	3DX-14902-00	..CARBURETOR ASSY 2	1	
4	3DX-14903-00	..CARBURETOR ASSY 3	1	
5	3DX-14904-00	..CARBURETOR ASSY 4	1	
6	1AE-14103-00	..THROTTLE SCREW SET	1	#3
7	12R-14105-00	..PILOT SCREW SET	1	
8	1FN-1490J-00	..NEEDLE SET	1	UR#2,3
	2MG-1490J-00	..NEEDLE SET	1	UR#1,4
9	1AE-1410A-00	..STARTER SET	1	UR#1
	1FN-1410A-00	..STARTER SET	1	UR#2,3,4
10	3CF-14107-12	..NEEDLE VALVE SET	1	
11	620-1423A-71	..JET,main(#102.5)	1	UR#2,3
	620-14231-21-A0	..JET, main (#105)	1	UR#1,4
12	1AE-14141-92	..NOZZLE, main	1	
13	1AE-14940-00	..DIAPHRAGM ASSY	1	
14	1AE-14933-00	..SPRING, diaphragm	1	
15	137-14153-00	..WASHER, main jet	1	
16	1AE-14565-00	..SCREW	1	
17	353-14186-00	..PIN, float	1	
18	1FN-14565-00	..SCREW	1	
19	1WG-14985-00	..FLOAT	1	
20	98501-05010	..SCREW, pan head	4	
21	1AE-14227-00	..WASHER	1	
22	2LH-14261-00	..HOLDER	1	
23	1AE-14237-00	..GASKET	1	
24	1FN-14147-00	..O-RING	1	
25	98503-04014	..SCREW, pan head	4	#1,2,4

FIG. 11 CARBURETOR

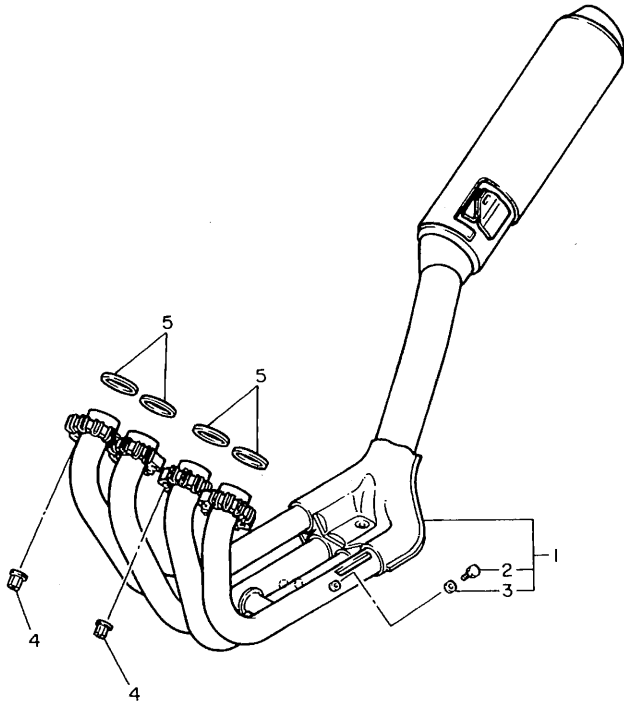


REF. NO.	PART NO.	DESCRIPTION	Q'TY	REMARKS
26	98503-04014	..SCREW, pan head	2	#3
27	98511-04016	..SCREW, pan head	2	#3
28	12R-14191-00	..PLUG, drain	1	
29	812-14137-00	..CLIP	2	#1.4
30	830-14231-23	..JET, pilot air (#115)	1	
31	3H1-14142-15	..JET, pilot (# 15)	1	
32	1HX-14991-00	..PLUG, screw	1	
33	1FN-1490L-00	..STARTER LEVER SET, 1	1	
34	1AE-1490K-00	..STOP SCREW SET	3	
35	1HX-14251-00	..NIPPLE	1	
36	16H-14251-00	..NIPPLE	2	
37	36Y-14147-00	..O-RING	12	
38	1AE-14197-00	..PIPE	2	
39	98501-05010	..SCREW, pan head	16	
40	2KT-14197-01	..PIPE	2	
41	1FN-14918-00	..RING	2	

3DX1352-8110

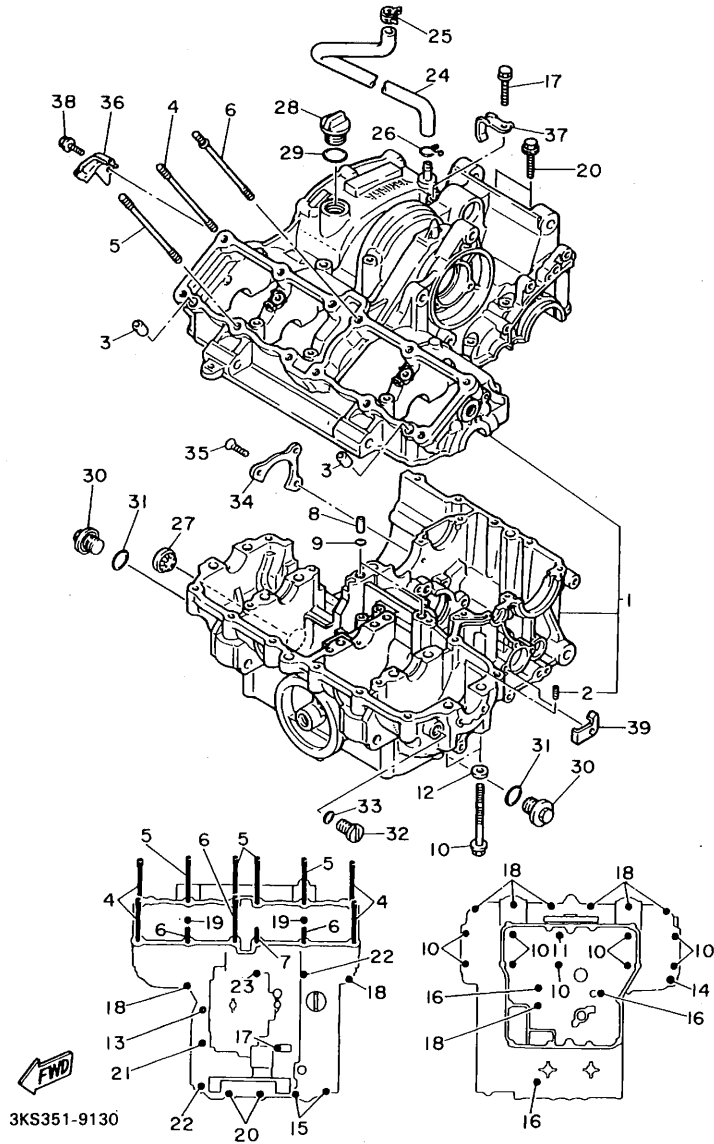
FIG. 12 EXHAUST

REF. NO.	PART NO.	DESCRIPTION	Q'TY	REMARKS
1	2MG-14710-00	MUFFLER ASSY 1	1	
2	90101-06576	.BOLT	4	
3	92906-06600	.WASHER, plate	4	
4	90179-06500	NUT	8	
5	4H7-14613-00	GASKET, exhaust pipe	4	



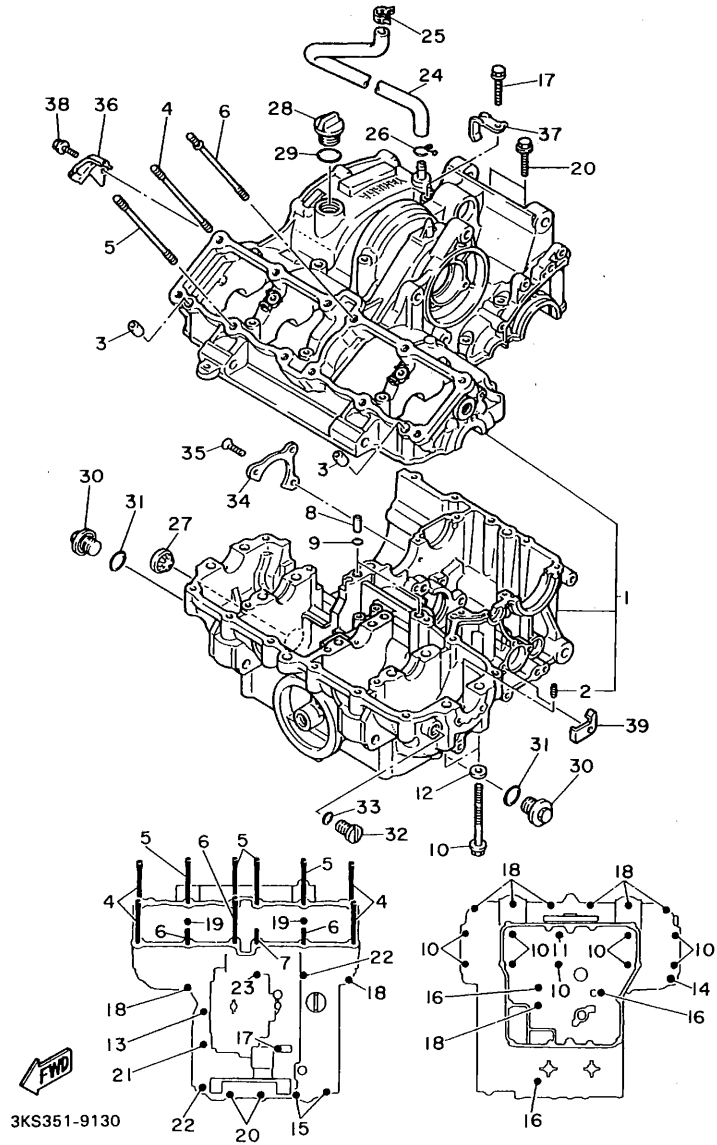
2MF171-7120

FIG. 13 CRANKCASE



REF. NO.	PART NO.	DESCRIPTION	Q'TY	REMARKS
1	3KS-15100-01	CRANKCASE ASSY	1	
2	4H7-15138-00	.NOZZLE 1	1	
3	99530-10014	PIN, dowel	2	
4	90116-09458	BOLT, stud	4	
5	90116-09500	BOLT, stud	4	
6	90116-09538	BOLT, stud	3	
7	90116-09501	BOLT, stud	1	
8	90387-05383	COLLAR	1	
9	93210-07135	O-RING	1	
10	90105-09373	BOLT, washer based	9	
11	90105-09580	BOLT, washer based	1	
12	90201-096J9	WASHER, plate	4	
13	95816-06035	BOLT, flange	1	
14	95816-08045	BOLT, flange	1	
15	95816-06060	BOLT, flange	2	
16	95816-06080	BOLT, flange	3	
17	95816-06140	BOLT, flange	1	
18	95816-08045	BOLT, flange	9	
19	95816-08055	BOLT, flange	2	
20	95816-08060	BOLT, flange	2	
21	95816-08065	BOLT, flange	1	
22	95816-08090	BOLT, flange	2	
23	90105-09555	BOLT, washer based	1	
24	1AE-11166-00	PIPE, breather 1	1	
25	90467-15054	CLIP	1	
26	90467-14015	CLIP	1	
27	2H7-15361-00	GAUGE, level	1	
28	3F9-15362-00	PLUG, oil level	1	

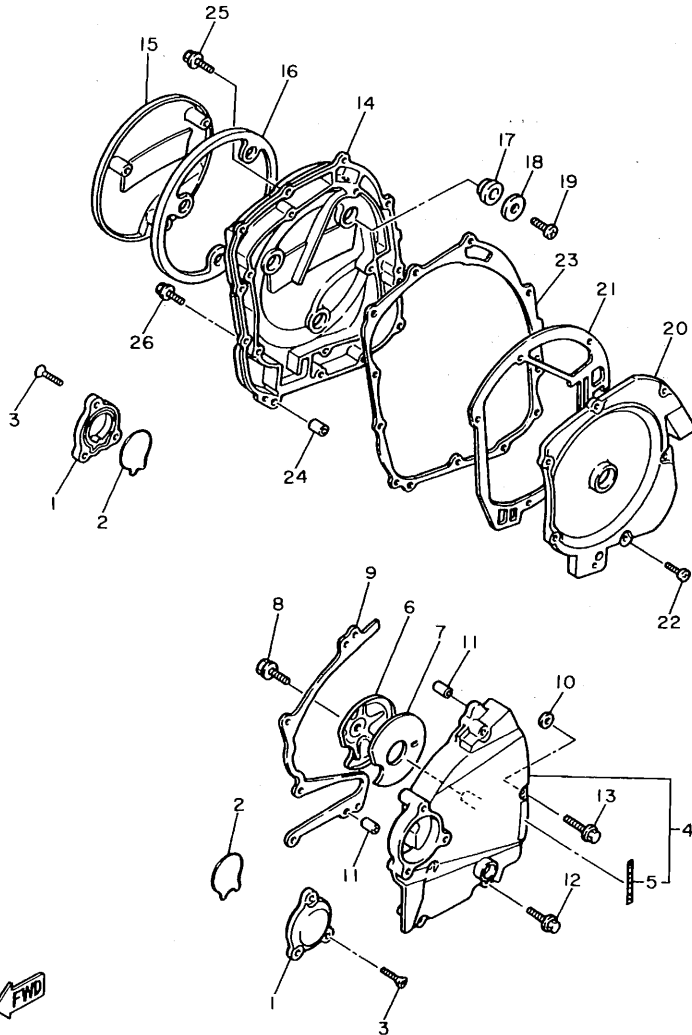
FIG. 13 CRANKCASE



REF. NO.	PART NO.	DESCRIPTION	Q'TY	REMARKS
29	93210-27194	O-RING	1	
30	4K0-15189-00	PLUG	2	
31	93210-20573	O-RING	2	
32	90340-14079	PLUG, straight screw	1	
33	93210-14369	O-RING	1	
34	1AE-15383-00	PLATE, bearing cover	1	
35	90151-06014	SCREW, countersunk	3	
36	90462-08184	CLAMP	1	
37	90465-08280	CLAMP	1	
38	95026-06012	BOLT, flange	1	
39	90462-08158	CLAMP	1	

C6

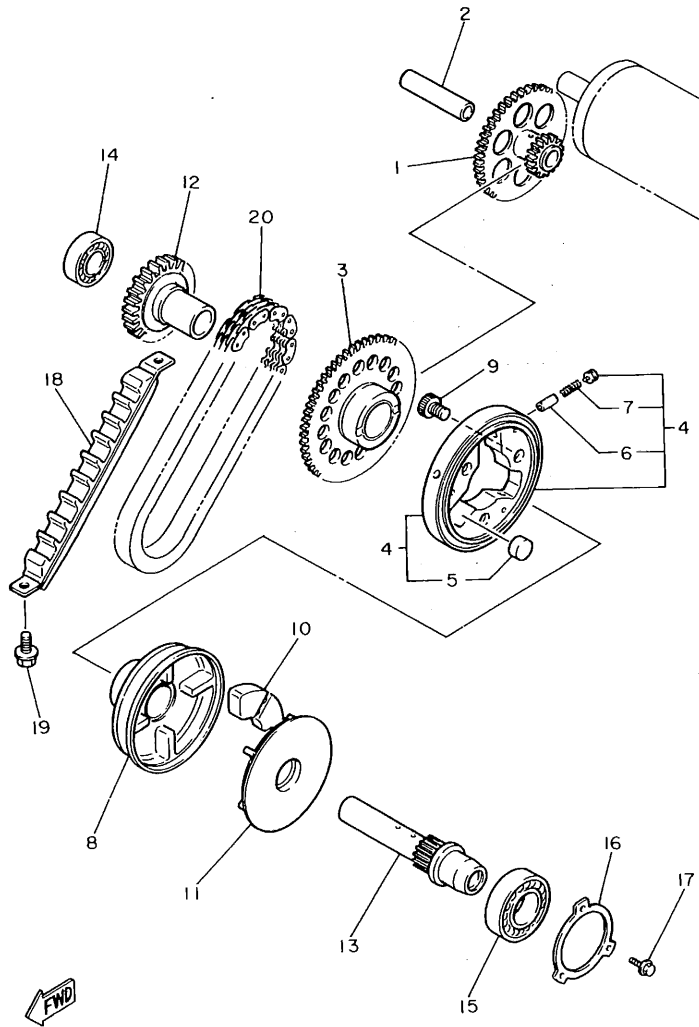
FIG. 14 CRANKCASE COVER 1



REF. NO.	PART NO.	DESCRIPTION	Q'TY	REMARKS
1	2KT-15416-00	COVER, oil pump	2	
2	1AE-15456-00	GASKET, oil pump cover 1	2	
3	90152-06014	SCREW, countersunk	6	
4	3KS-15410-00	CRANKCASE COVER ASSY 1	1	
5	1TV-15435-00	EMBLEM	1	
6	3GM-15427-00	COVER, cap 2	1	
7	1AE-15316-00	DAMPER, engine mount 1	1	
8	92011-06010	SCREW	1	
9	1AE-15451-00	GASKET, crankcase cover 1	1	
10	1UF-15467-00	GASKET	1	
11	91810-18013	PIN, dowel	2	
12	95026-06040	BOLT, flange	3	
13	95026-06050	BOLT, flange	2	
14	2GH-15421-00	COVER, crankcase 2	1	
15	1TV-15417-00	COVER, cap	1	
16	1AE-15449-00	RING, rubber	1	
17	4H7-15486-00	GROMMET	3	
18	90209-06096	WASHER	3	
19	92501-06010	SCREW, pan head	3	
20	1AE-15346-00	BREATHER 1	1	
21	1AE-15463-00	GASKET, carburetor cover 2	1	
22	92501-06020	SCREW, pan head	6	
23	2GH-15461-00	GASKET, crankcase cover 2	1	
24	91810-18013	PIN, dowel	2	
25	95026-06030	BOLT, flange	2	
26	95026-06020	BOLT, flange	9	

FWD
2MF171-7140

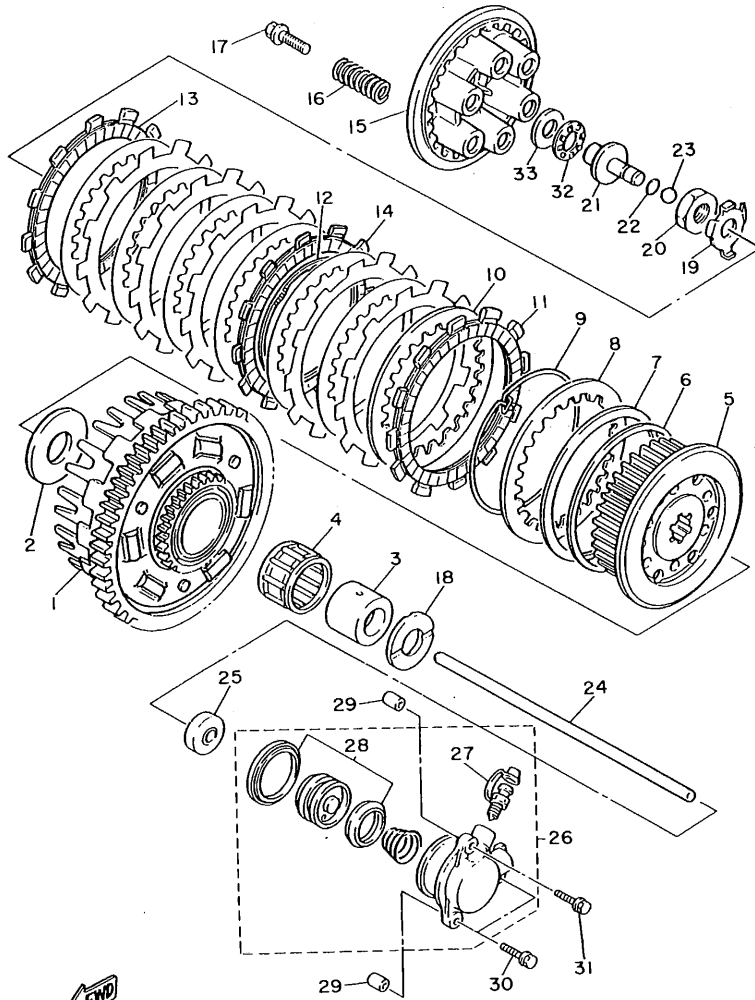
FIG. 15 STARTER CLUTCH



3KS351-9150

REF. NO.	PART NO.	DESCRIPTION	QTY	REMARKS
1	3GM-15512-00	GEAR, idler 1	1	
2	51Y-15521-00	SHAFT 1	1	
3	3GM-15517-00	GEAR, idler 2	1	
4	3GM-15580-00	STARTER CLUTCH OUTER ASSY	1	
5	93615-12088	.PIN, dowel	3	
6	1J7-15583-01	.CAP, starter clutch spring	3	
7	90501-04623	.SPRING, compression	3	
8	3GM-15524-00	WHEEL, starter	1	
9	90110-08177	BOLT, hexagon socket head	3	
10	4H7-16155-01	ABSORBER 1	4	
11	3GM-15689-00	RETAINER	1	
12	3GM-15519-00	SPROCKET, starter 2	1	
13	3GM-15522-00	SHAFT 2	1	
14	93306-20335	BEARING	1	
15	93306-20541	BEARING (B6205)	1	
16	1AE-15381-00	PLATE, bearing cover	1	
17	95026-06016	BOLT, flange	3	
18	3GM-11474-00	GUIDE, upper	1	
19	95816-06014	BOLT, flange	2	
20	36Y-11456-00	CHAIN, primary	1	

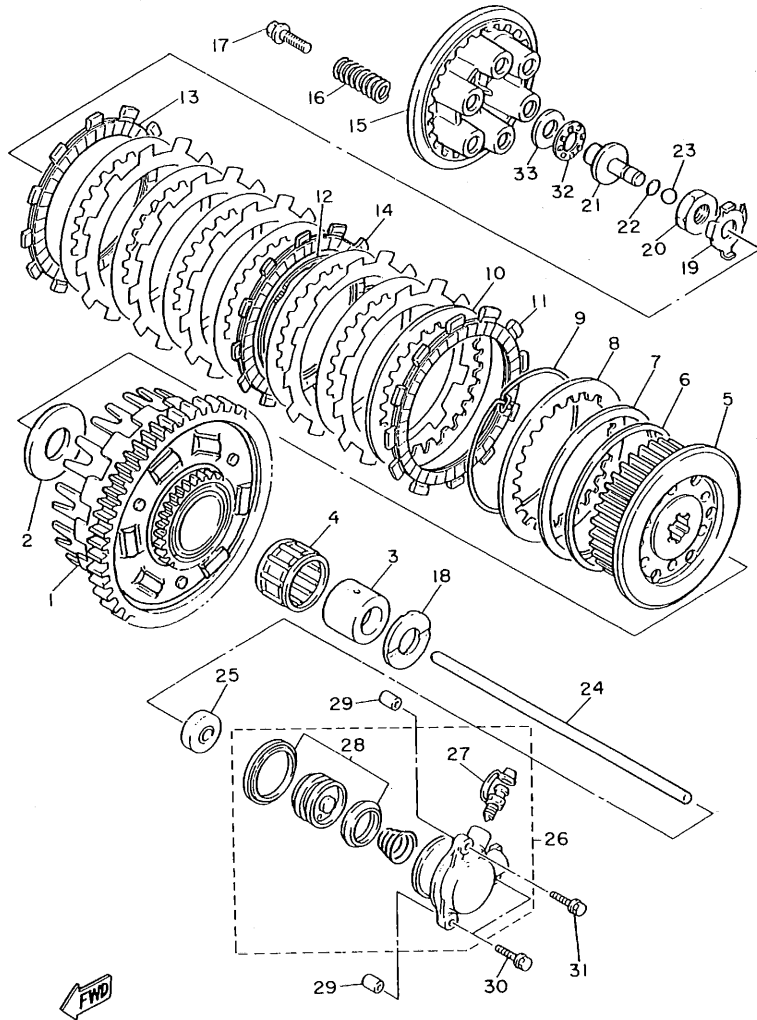
FIG. 16 CLUTCH



3KT332-0160

REF. NO.	PART NO.	DESCRIPTION	Q'TY	REMARKS
1	1TV-16150-01	PRIMARY DRIVEN GEAR COMP.	1	
2	1AE-16154-00	PLATE, thrust 1	1	
3	90560-25270	SPACER	1	
4	93310-340N8	BEARING, cylindrical	1	
5	1AE-16371-00	BOSS, clutch	1	
6	1J7-16384-00	PLATE, seat	1	
7	5G2-16383-00	SPRING, clutch boss	1	
8	168-16324-00	PLATE, clutch 1	1	
9	1J7-16385-00	RING, clutch boss	1	
10	31A-16325-00	PLATE, clutch 2	7	
11	4H7-16321-00	PLATE, friction	6	
12	5Y1-16383-00	SPRING, clutch boss	1	
13	31A-16321-00	PLATE, friction	1	
14	5Y1-16331-01	PLATE, friction 2	1	
15	58L-16351-00	PLATE, pressure 1	1	
16	90501-225A9	SPRING, compression	6	
17	90159-06123	SCREW, with washer	6	
18	1AE-16164-00	PLATE, thrust 2	1	
19	90215-20231	WASHER, lock	1	
20	90170-20327	NUT	1	
21	1LJ-16356-00	ROD, push 1	1	
22	93210-06632	O-RING	1	
23	93511-32027	BALL	1	
24	1AE-16357-00	ROD, push 2	1	
25	93109-08061	OIL SEAL	1	
26	1TV-16381-00	PUSH LEVER COMP.	1	
27	36Y-W0048-00	.BREED SCREW KIT	1	
28	26H-W0098-00	.PUSH LEVER SEAL KIT	1	

FIG. 16 CLUTCH

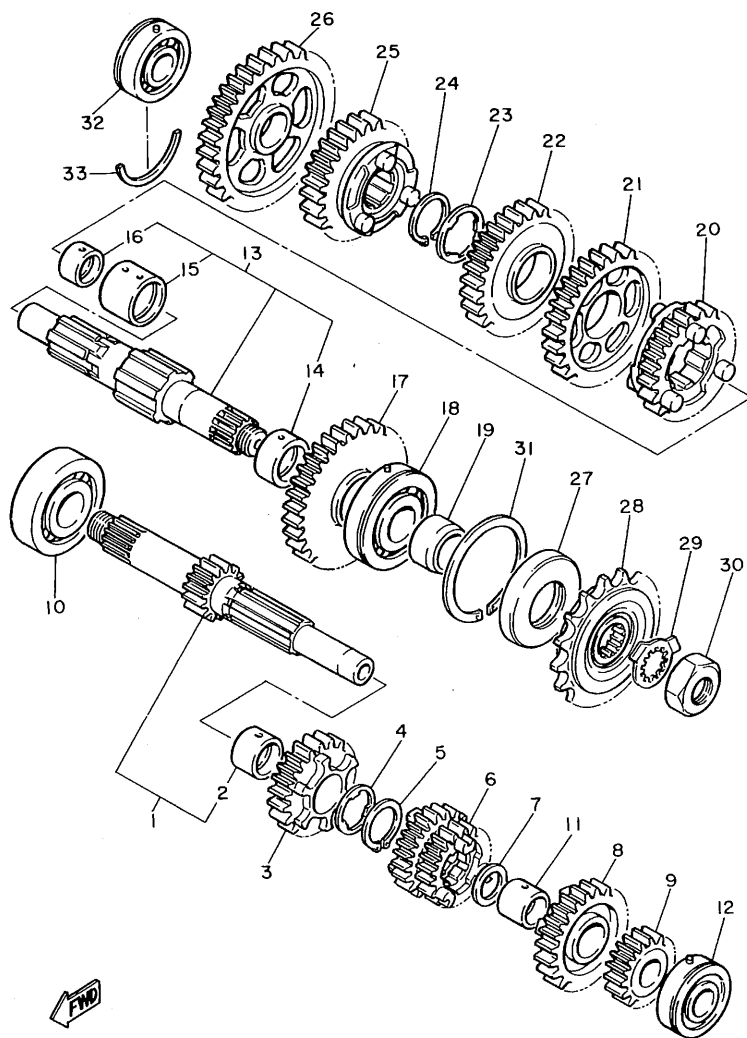


3KT332-0160

REF. NO.	PART NO.	DESCRIPTION	Q'TY	REMARKS
29	91810-18013	PIN, dowel	2	
30	95026-06030	BOLT, flange	2	
31	95026-06090	BOLT, flange	1	
32	93340-21505	BEARING	1	
33	90201-150H2	WASHER, plate	1	

C10

FIG. 17 TRANSMISSION

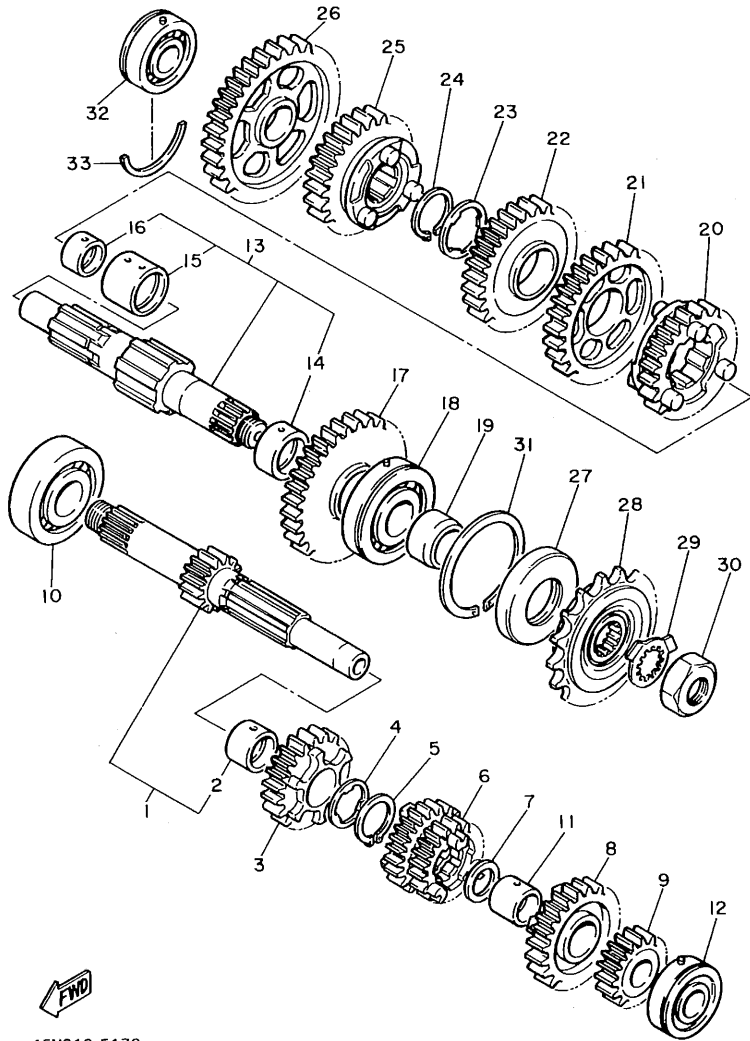


1FN310-5170

REF. NO.	PART NO.	DESCRIPTION	Q'TY	REMARKS
1	1AE-W1741-00	MAIN AXLE ASSY (13T)	1	
2	90387-253M6	.COLLAR	1	
3	1AE-17151-00	GEAR, 5th pinion (22T)	1	
4	90209-22191	WASHER	1	
5	93440-25084	CIRCLIP	1	
6	1AE-17131-00	GEAR, 3rd/4th pinion (18/20T)	1	
7	90201-200K3	WASHER, plate	1	
8	1TV-17161-00	GEAR, 6th pinion (24T)	1	
9	1AE-17121-00	GEAR, 2nd pinion (16T)	1	
10	93306-30525	BEARING (B6305)	1	
11	90387-203M7	COLLAR	1	
12	93306-20455	BEARING	1	
13	1AE-W1742-00	DRIVE AXLE ASSY	1	
14	90387-263M8	.COLLAR	1	
15	90387-284M0	.COLLAR	1	
16	90387-204M1	.COLLAR	1	
17	1AE-17221-01	GEAR, 2nd wheel (35T)	1	
18	93306-30546	BEARING (B6305A5 SPECIAL)	1	
19	90387-253M9	COLLAR	1	
20	1TV-17261-00	GEAR, 6th wheel (26T)	1	
21	1AE-17231-00	GEAR, 3rd wheel (32T)	1	
22	1AE-17241-00	GEAR, 4th wheel (30T)	1	
23	90209-25196	WASHER	1	
24	93440-28062	CIRCLIP	1	
25	1AE-17251-00	GEAR, 5th wheel (28T)	1	
26	1AE-17211-01	GEAR, 1st wheel (37T)	1	
27	93102-35109	OIL SEAL (SD-35-62-6 HS)	1	
28	1AE-17460-00	SPROCKET,drive 16t(1AE1746160)	1	

FIG. 17 TRANSMISSION

REF. NO.	PART NO.	DESCRIPTION	QTY	REMARKS
29	90215-21022	WASHER, lock	1	
30	90179-18020	NUT	1	
31	278-17424-01	CIRCLIP 1	1	
32	93306-20455	BEARING	1	
33	93440-45144	CIRCLIP	1	

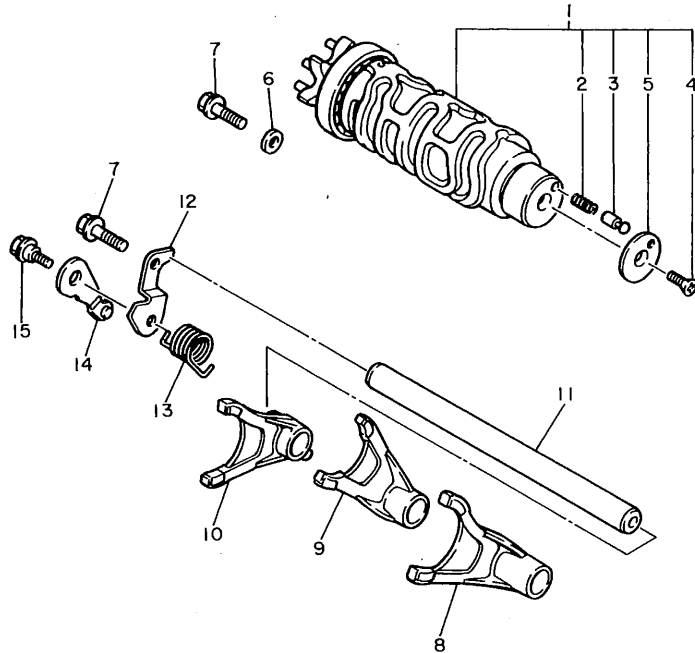


FWD

1FN310-5170

C12

FIG. 18 SHIFT CAM • FORK

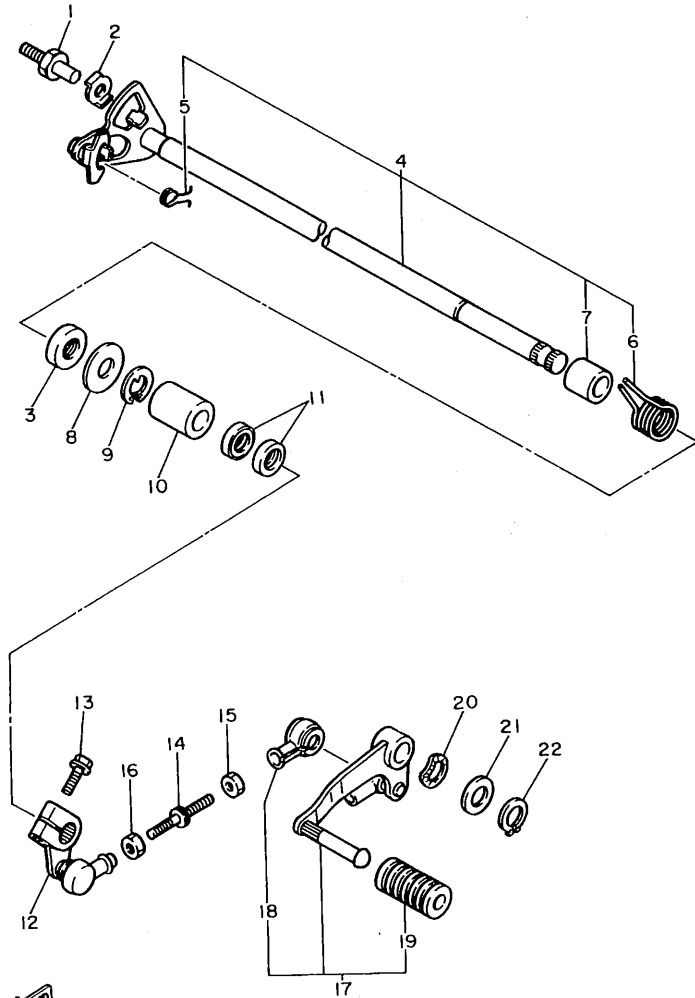


REF. NO.	PART NO.	DESCRIPTION	Q'TY	REMARKS
1	1AE-18540-01	SHIFT CAM ASSY	1	
2	90501-06022	.SPRING, compression	1	
3	278-18542-00	.POINT, neutral	1	
4	98701-05012	.SCREW, flat head	1	
5	278-18566-00	.PLATE, side 2	1	
6	90201-06643	WASHER, plate	1	
7	95822-06016	BOLT, flange	2	
8	1AE-18511-00	FORK, shift 1	1	
9	1AE-18512-00	FORK, shift 2	1	
10	1AE-18513-00	FORK, shift 3	1	
11	12R-18531-00	BAR, shift fork guide 1	1	
12	1AE-18536-00	STOPPER, shift bar	1	
13	90508-26681	SPRING, torsion	1	
14	36Y-18140-00	STOPPER LEVER ASSY	1	
15	90109-065A9	BOLT	1	



1FN310-5180

FIG. 19 SHIFT SHAFT

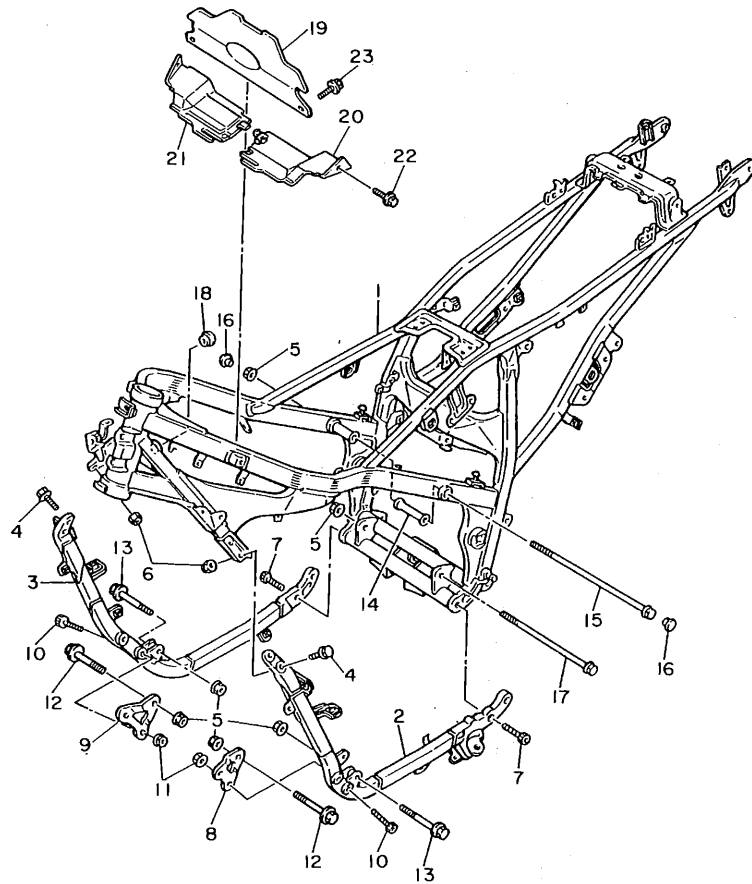


1FN310-5190

REF. NO.	PART NO.	DESCRIPTION	Q'TY	REMARKS
1	4G0-18127-00	STOPPER, screw	1	
2	90215-08115	WASHER, lock	1	
3	93102-12106	OIL SEAL (SD 12-22-5 HS)	1	
4	1AE-18101-00	SHIFT SHAFT ASSY	1	
5	90508-10514	.SPRING, torsion	1	
6	90508-32682	.SPRING, torsion	1	
7	90387-114K8	.COLLAR	1	
8	90201-12575	WASHER, plate	1	
9	99001-10600	CIRCLIP	1	93430-10016
10	90560-12191	SPACER	1	
11	93109-12053	OIL SEAL (SDO 12/18/4-1)	2	
12	1AE-18112-00	ARM, shift	1	
13	91026-06020	BOLT, flange	1	
14	1AE-18115-00	ROD, shift	1	
15	90170-06289	NUT	1	
16	95316-06700	NUT	1	
17	1AE-18110-01	SHIFT PEDAL ASSY	1	
18	2H9-18154-00	.COVER, dust	1	
19	132-18113-01	.COVER, shift pedal	1	
20	90206-12074	WASHER, wave	1	
21	90201-124E4	WASHER, plate	1	
22	99009-12400	CIRCLIP	1	

C14

FIG. 20 FRAME

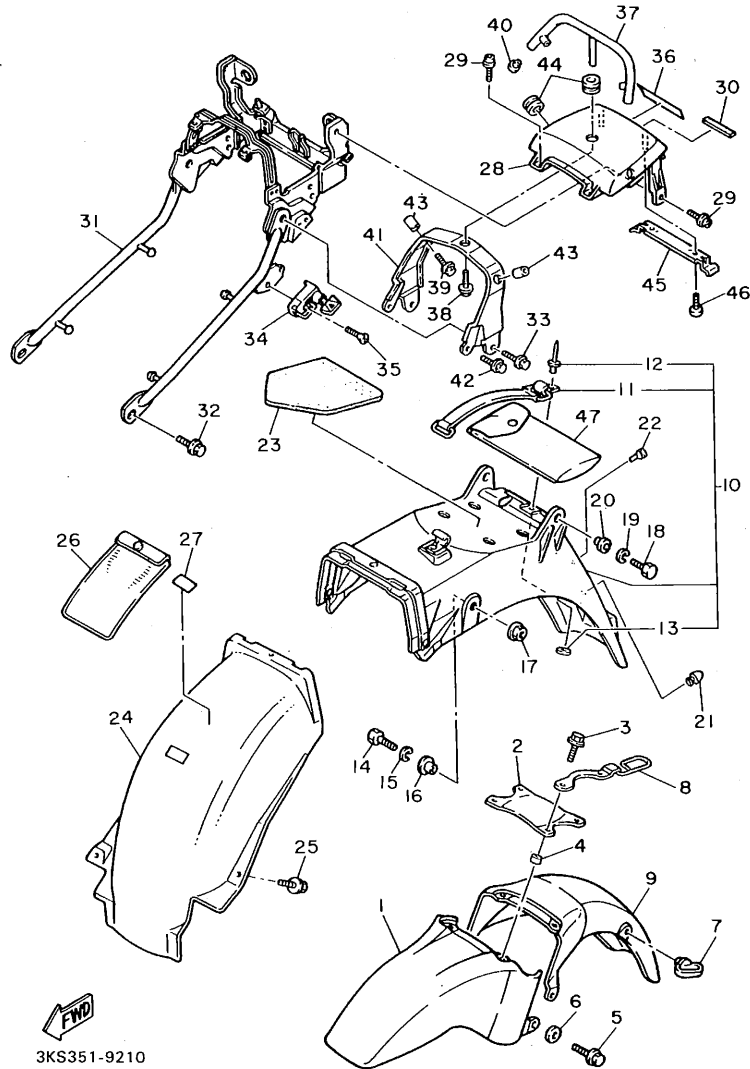


REF. NO.	PART NO.	DESCRIPTION	Q'TY	REMARKS
1	3DX-21110-00-MA	FRAME COMP.	1	TITANIC GRAY METALLIC
2	2KT-21140-01-MA	DOWN TUBE COMP.	1	TITANIC GRAY METALLIC
3	2KT-21150-00-MA	DOWN TUBE COMP.2	1	TITANIC GRAY METALLIC
4	95821-10040	BOLT, flange	4	
5	90179-10247	NUT	6	
6	95601-10200	NUT, self-locking	4	
7	90110-08152	BOLT, hexagon socket head	4	
8	1AE-21315-00	STAY, engine 2	1	
9	1AE-21316-00	STAY, engine 3	1	
10	91311-08050	BOLT	4	
11	95701-08500	NUT, flange	4	
12	90105-10423	BOLT, washer based	2	
13	90105-10170	BOLT, washer based	2	
14	1AE-21459-00	SPACER	1	
15	90105-10056	BOLT, washer based	1	
16	90338-23172	PLUG	2	
17	90105-10042	BOLT, washer based	1	
18	90480-18171	GROMMET	1	
19	1AE-1246A-00	COVER 1	1	
20	1AE-1246E-00	COVER 2	1	
21	1AE-1246F-00	COVER 3	1	
22	95826-06012	BOLT, flange	2	
23	90119-06061	BOLT, with washer	2	



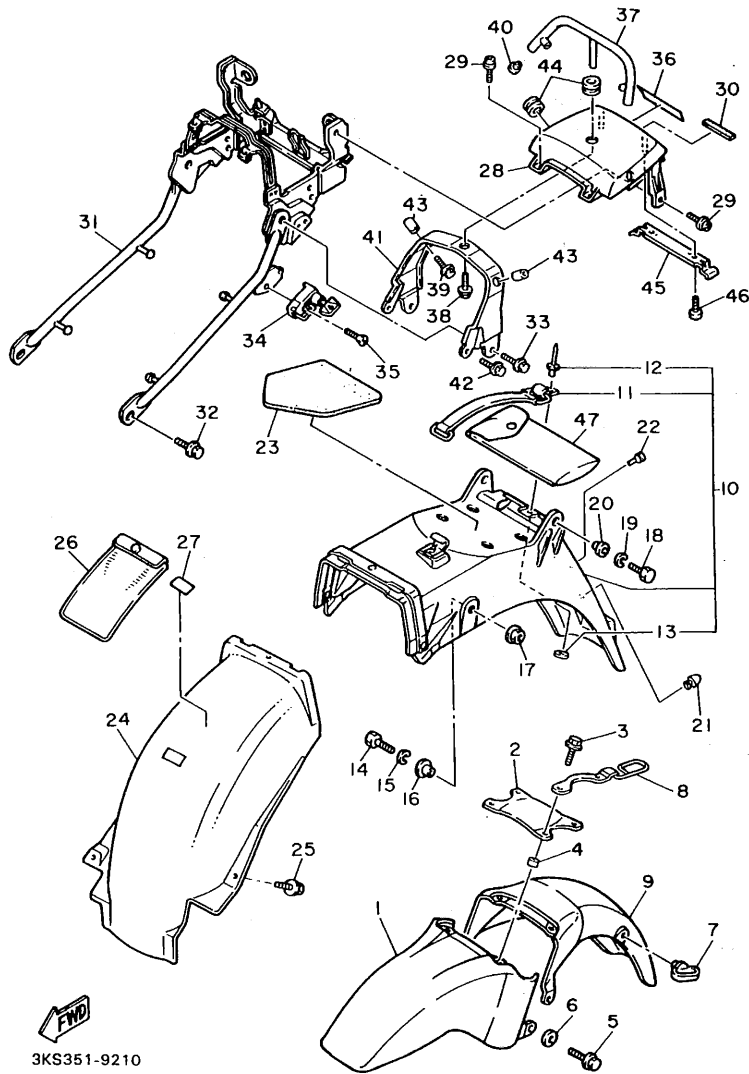
2MH361-7200

FIG. 21 FENDER



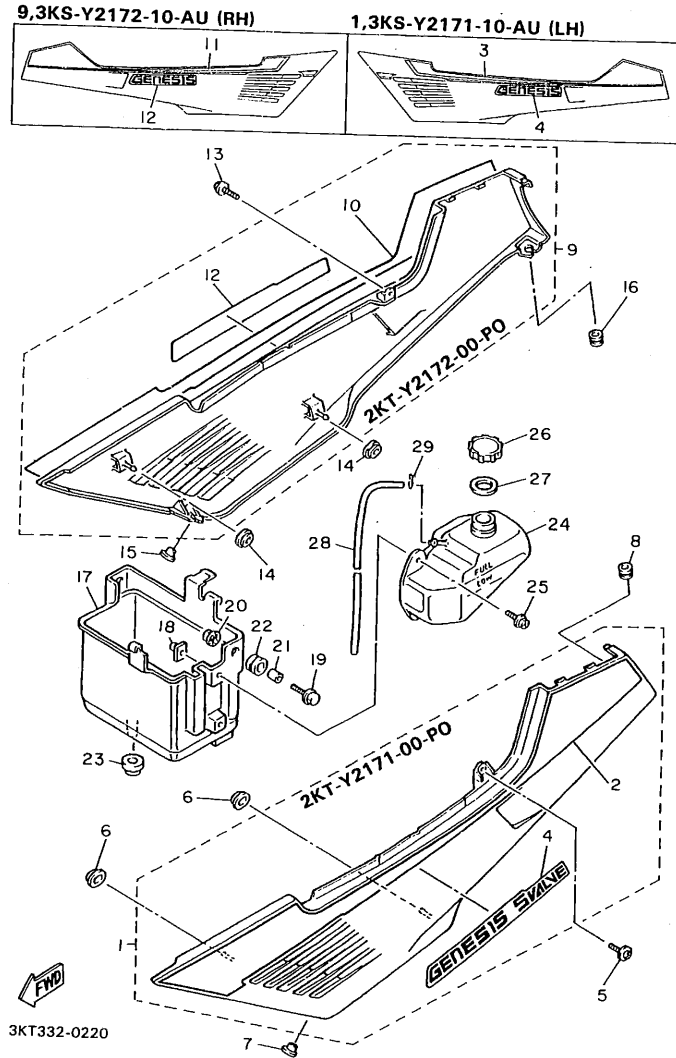
REF. NO.	PART NO.	DESCRIPTION	Q'TY	REMARKS
1	1AE-21511-00-GE	FENDER, front	1	UR SILKY WHITE
	1AE-21511-00-7M	FENDER, front	1	UR MIDNIGHT SILVER
2	1AE-21512-00	BRACKET, fender	1	
3	90105-06399	BOLT, washer based	4	
4	90387-06022	COLLAR	4	
5	95026-06020	BOLT, flange	2	
6	90201-062A8	WASHER, plate	2	
7	1A8-21518-00	HOLDER, cable	1	
8	3KS-21596-00	HOLDER	1	
9	1AE-21556-00-GE	FENDER, front 2	1	UR SILKY WHITE
	1AE-21556-00-7M	FENDER, front 2	1	UR MIDNIGHT SILVER
10	3KS-W2161-00	REAR FENDER COMP.	1	
11	36Y-21376-00	.BAND, tool	1	
12	90267-40076	.RIVET, blind	1	
13	92990-04200	.WASHER, plain	1	
14	97016-06016	BOLT	2	
15	92906-06100	WASHER, spring	2	
16	90387-06648	COLLAR	2	
17	95706-06500	NUT, flange	2	
18	97016-06020	BOLT	2	
19	92906-06100	WASHER, spring	2	
20	90387-064L2	COLLAR	2	
21	2MG-21639-00	DAMPER 2	1	
22	90338-07180	PLUG	2	
23	2KT-2848K-00	SEAT 2	1	
24	36Y-21629-00	GUARD, mud	1	
25	90119-06108	BOLT, with washer	2	
26	4K5-28186-00	POUCH	1	

FIG. 21 FENDER



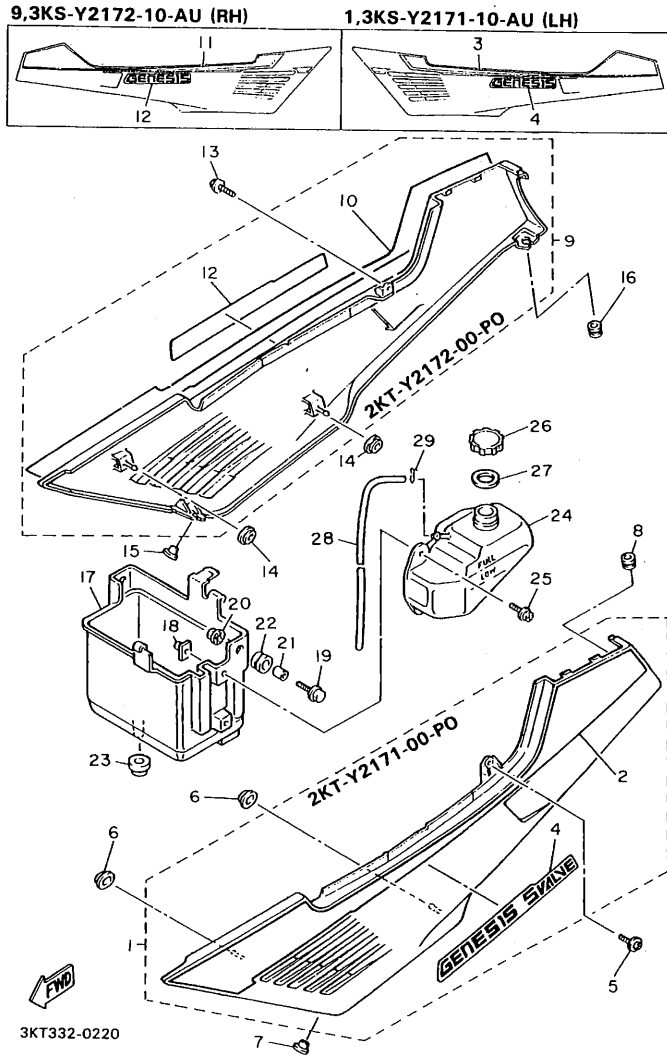
REF. NO.	PART NO.	DESCRIPTION	Q'TY	REMARKS
27	4K5-2814E-10	HOOK	2	
28	2MG-21651-00-GE	COVER, rear fender	1	UR SILKY WHITE
	2MG-21651-00-7M	COVER, rear fender	1	UR MIDNIGHT SILVER
29	90159-06042	SCREW, with washer	4	
30	2KT-21649-00	DAMPER	1	
31	2MG-21640-00	REAR STAY COMP.	1	
32	95806-08016	BOLT, flange	2	
33	95806-08025	BOLT, flange	2	
34	26H-21308-00	HELMET HANGER ASSY	1	
35	90149-06150	SCREW	1	
36	99236-00020	EMBLEM, yamaha	1	UR FOR VMB
	99233-00020	EMBLEM, yamaha	1	UR FOR SW
37	1TV-24773-00	HANDLE, seat	1	
38	95021-08025	BOLT, flange	1	
39	95023-08035	BOLT, flange	2	
40	90338-15110	PLUG	2	
41	2MG-2474F-00	STAY, front 1	1	
42	95026-08012	BOLT, flange	2	
43	90560-08237	SPACER	2	
44	90480-15397	GROMMET	3	
45	2KT-21688-00	BRACKET, rear stay	1	
46	97701-40510	SCREW, panhead tapping	2	
47	2KT-28100-00	TOOL KIT	1	

FIG. 22 SIDE COVER



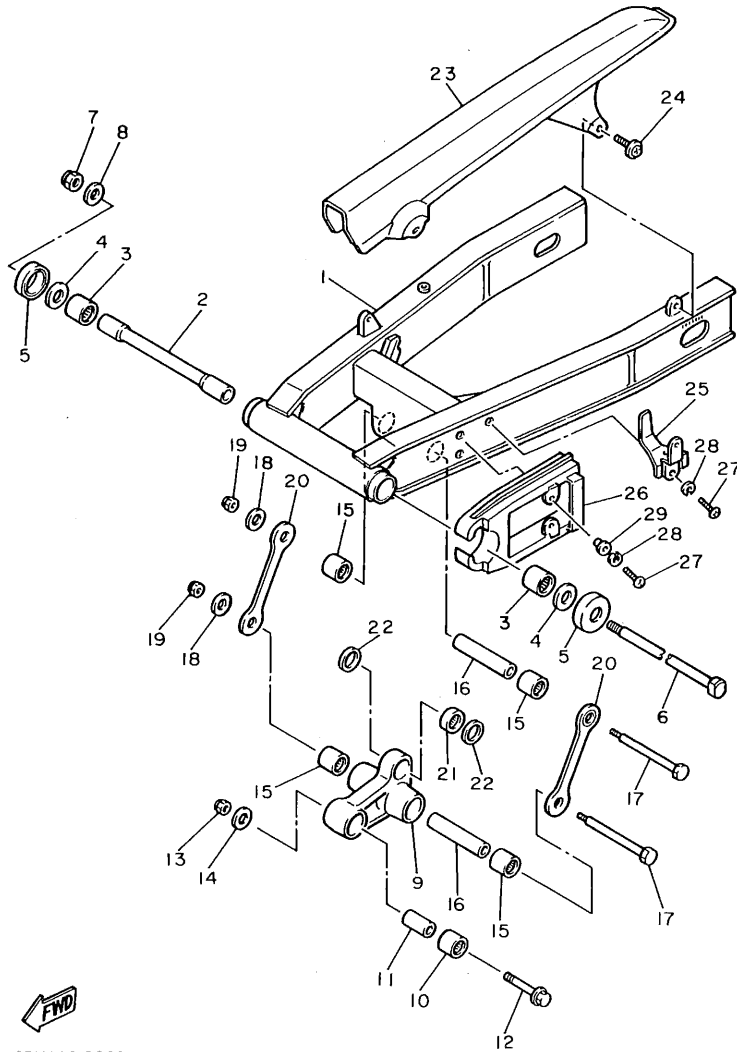
REF. NO.	PART NO.	DESCRIPTION	Q'TY	REMARKS
1	2KT-Y2171-00-PO	COVER, side 1	1	UR DARK GRAY 1
	3KS-Y2171-10-AU	COVER, side 1	1	UR VMAX BLUE
2	3KS-2173E-20	.GRAPHIC 1	1	FOR DG1
3	3KS-2173L-00	.GRAPHIC SET 1	1	FOR VMB
4	3KS-21737-20	.EMBLEM	1	UR FOR DG1
	3KS-21782-00	.EMBLEM 2	1	UR FOR VMB
5	90159-06033	SCREW, with washer	1	
6	90480-01401	GROMMET	2	
7	90480-10190	GROMMET	1	
8	90480-10334	GROMMET	1	
9	2KT-Y2172-00-PO	COVER, side 2	1	UR DARK GRAY 1
	3KS-Y2172-10-AU	COVER, side 2	1	UR VMAX BLUE
10	3KS-2173F-20	.GRAPHIC 2	1	FOR DG1
11	3KS-2174L-00	.GRAPHIC SET 2	1	FOR VMB
12	3KS-21737-20	.EMBLEM	1	UR FOR DG1
	3KS-21782-00	.EMBLEM 2	1	UR FOR VMB
13	90159-06033	SCREW, with washer	1	
14	90480-01401	GROMMET	2	
15	90480-10190	GROMMET	1	
16	90480-10334	GROMMET	1	
17	36Y-21245-00	BOX	1	
18	31A-14477-00	PLATE	2	
19	90119-06097	BOLT, with washer	2	
20	95701-06500	NUT, flange	2	
21	90387-060A7	COLLAR	2	
22	90480-16233	GROMMET	2	
23	90480-23192	GROMMET	1	
24	1AE-21871-00	TANK, recovery	1	

FIG. 22 SIDE COVER



REF. NO.	PART NO.	DESCRIPTION	Q'TY	REMARKS
25	90159-06056	SCREW, with washer	2	
26	26H-21875-00	CAP	1	
27	26H-21874-00	GASKET	1	
28	90446-09246	HOSE	1	
29	90467-08003	CLIP	1	

FIG. 23 REAR ARM

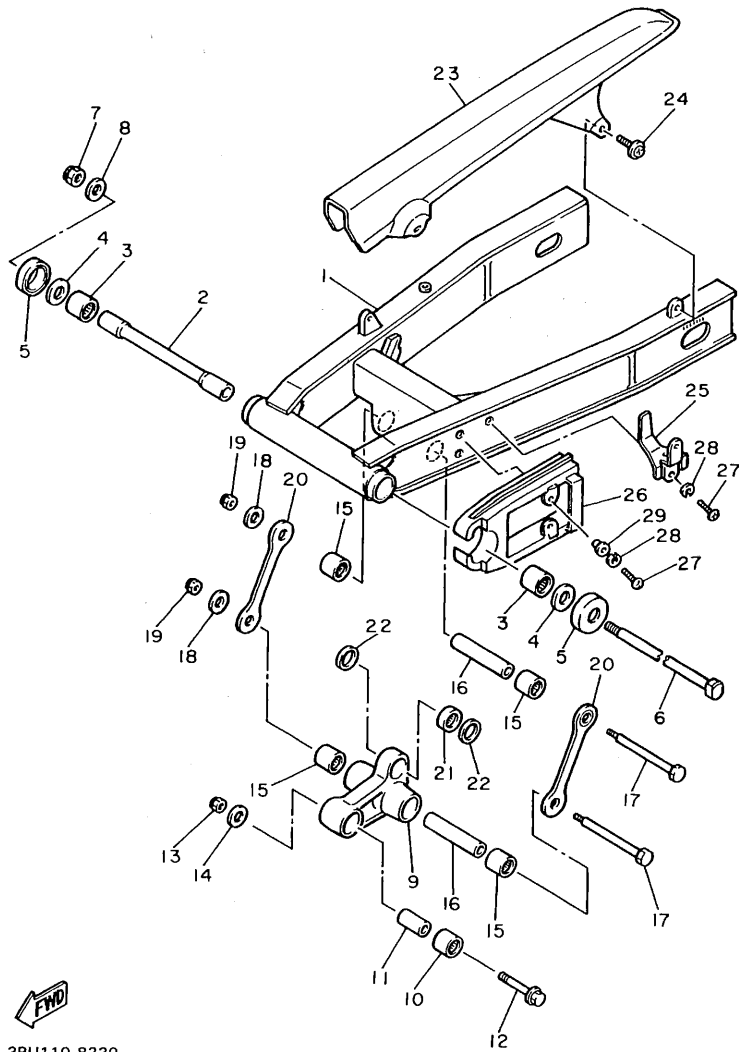


3BU110-8230

REF. NO.	PART NO.	DESCRIPTION	Q'TY	REMARKS
1	2KT-22110-00	REAR ARM COMP.	1	
2	36Y-22184-00	BUSH	1	
3	93317-42550	BEARING, cylindrical	2	
4	36Y-22127-00	SHIM	2	
5	36Y-22128-00	COVER, thrust 1	2	
6	1AE-22141-00	SHAFT, pivot	1	
7	90185-14070	NUT, self-locking	1	
8	90201-14222	WASHER, plate	1	
9	2KT-2217A-00	ARM, relay	1	
10	93317-42060	BEARING, cylindrical	1	
11	90387-100T8	COLLAR	1	
12	90105-10451	BOLT, washer based	1	
13	95611-10100	NUT, u	1	
14	90201-10437	WASHER, plate	1	
15	93317-41761	BEARING, cylindrical	4	
16	90387-126T1	COLLAR	2	
17	90101-12673	BOLT	2	
18	90201-126A7	WASHER, plate	2	
19	95611-12100	NUT, u	2	
20	2KT-2217M-00	ARM 1	2	
21	93399-99919	BEARING	1	
22	93101-16131	OIL SEAL	2	
23	29L-22311-00	CASE, chain	1	
24	90159-06084	SCREW, with washer	2	
25	2KT-22321-00	STAY, chain case 1	1	
26	2KT-22151-00	SEAL, guard	1	
27	92501-06025	SCREW, pan head	3	
28	92990-06100	WASHER, spring	3	

FIG. 23 REAR ARM

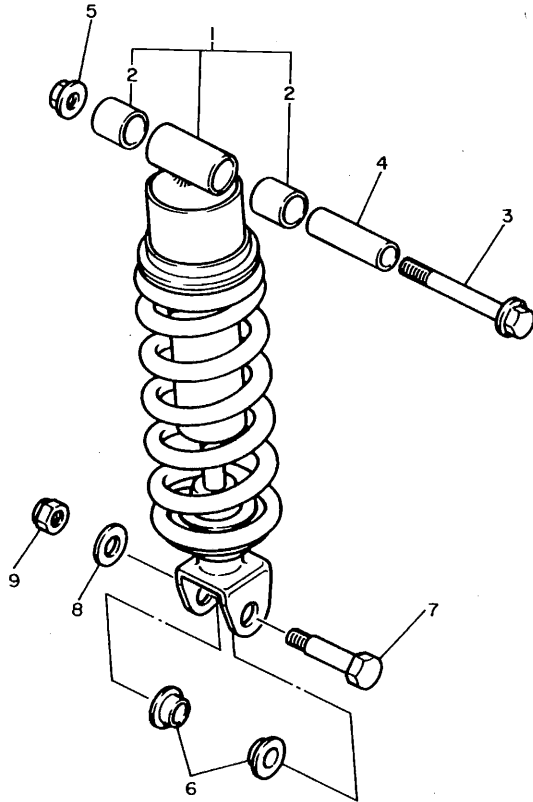
REF. NO.	PART NO.	DESCRIPTION	Q'TY	REMARKS
29	90387-06681	COLLAR	2	



3BU110-8230

D7

FIG. 24 REAR SUSPENSION

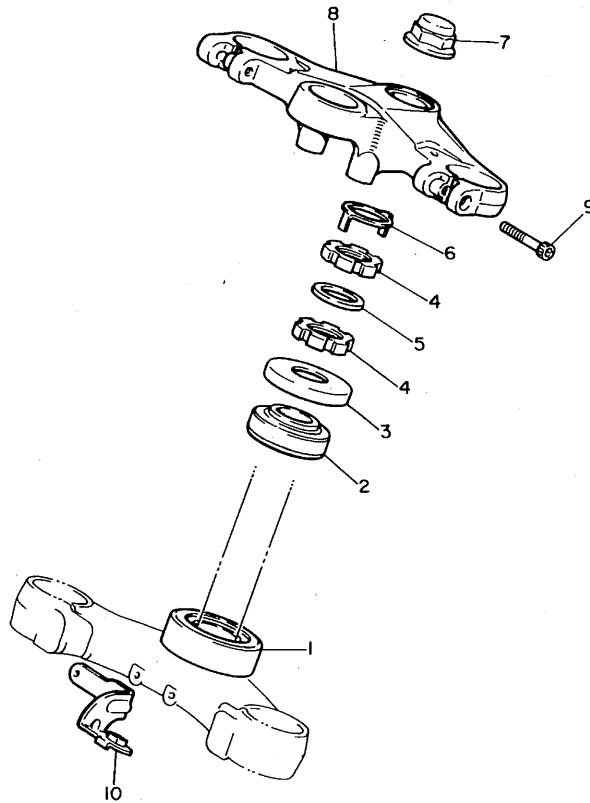


REF. NO.	PART NO.	DESCRIPTION	Q'TY	REMARKS
1	2KT-22210-00	SHOCK ABSORBER ASSY, rear	1	
2	90384-18157	•BUSH, bimetal formed	2	
3	90105-12382	BOLT, washer based	1	
4	90387-127H0	COLLAR	1	
5	90185-12072	NUT, self-locking	1	
6	90387-124W2	COLLAR	2	
7	90101-10659	BOLT	1	
8	90201-10437	WASHER, plate	1	
9	95611-10100	NUT, u	1	



2MF171-7240

FIG. 25 STEERING



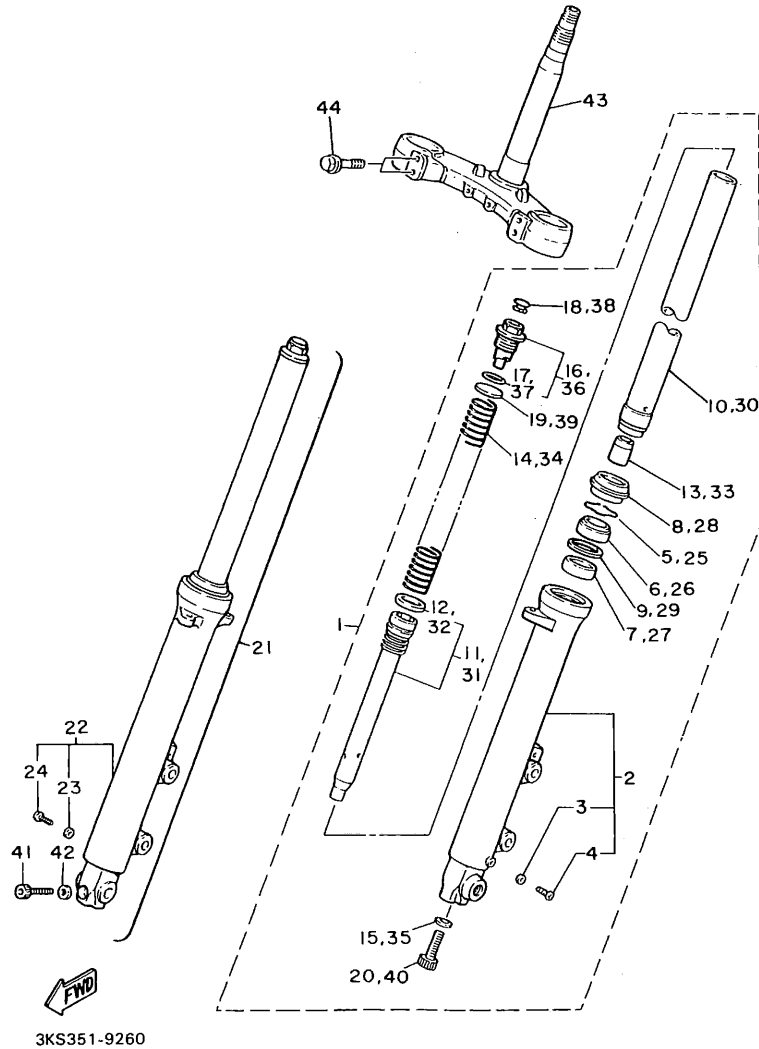
REF. NO.	PART NO.	DESCRIPTION	Q'TY	REMARKS
1	93332-00008	BEARING	1	
2	93332-00023	BEARING	1	
3	4H3-23415-00	COVER, ball race 1	1	
4	90179-25495	NUT	2	
5	90202-26142	WASHER, plate	1	
6	26H-23418-01	WASHER, special	1	
7	90179-22455	NUT	1	
8	1AE-23435-00-98	CROWN, handle	1	LOW GLOSS BLACK
9	91316-08030	BOLT	2	
10	1AE-2317E-00	STAY	1	



1FN310-5250

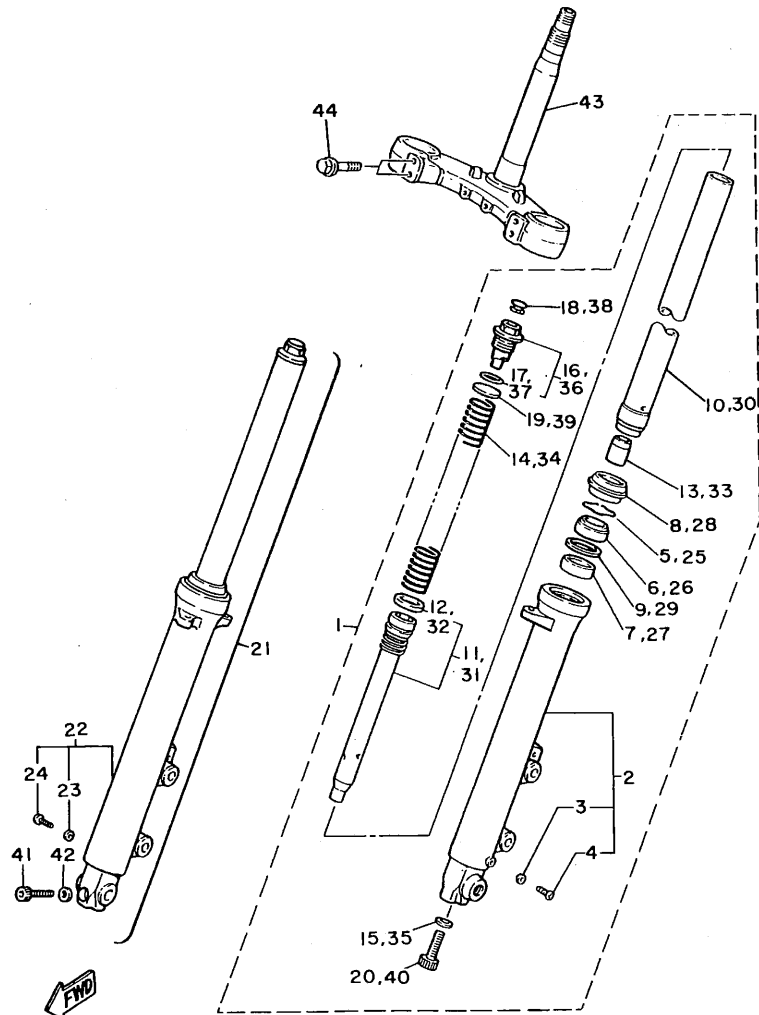
D9

FIG. 26 FRONT FORK



REF. NO.	PART NO.	DESCRIPTION	Q'TY	REMARKS
1	3KS-23102-00	FRONT FORK ASSY (L.H)	1	
2	3KS-23126-00	.TUBE, outer 1	1	
3	122-23129-00	..GASKET, drain plug	1	
4	4H7-23119-00	..PLUG, drain	1	
5	26H-23156-00	.CLIP, oil seal	1	
6	1AE-23145-00	.OIL SEAL	1	
7	3KS-23125-00	.METAL, slide 1	1	
8	1AE-23144-00	.SEAL, dust	1	
9	1AE-23149-00	.WASHER, spring upper	1	
10	3KS-23110-00	.INNER TUBE COMP.1	1	
11	3KS-23170-00	.CYLINDER COMP., front fork	1	
12	1AE-23157-00	..RING, piston	1	
13	2YK-23173-00	.SPINDLE, taper	1	
14	2KT-23141-00	.SPRING, front fork	1	
15	509-23158-L0	.GASKET	1	
16	2KT-23111-00	.BOLT, cap	1	
17	1W4-23114-L0	..GASKET	1	
18	2KT-23168-00	.CAP, front fork	1	
19	2KT-23149-00	.WASHER, spring upper	1	
20	278-23181-50	.BOLT, hexagon socket head	1	
21	3KS-23103-00	FRONT FORK ASSY (R.H)	1	
22	3KS-23136-00	.TUBE, outer 2	1	
23	122-23129-00	..GASKET, drain plug	1	
24	4H7-23119-00	..PLUG, drain	1	
25	26H-23156-00	.CLIP, oil seal	1	
26	1AE-23145-00	.OIL SEAL	1	
27	3KS-23125-00	.METAL, slide 1	1	
28	1AE-23144-00	.SEAL, dust	1	

FIG. 26 FRONT FORK

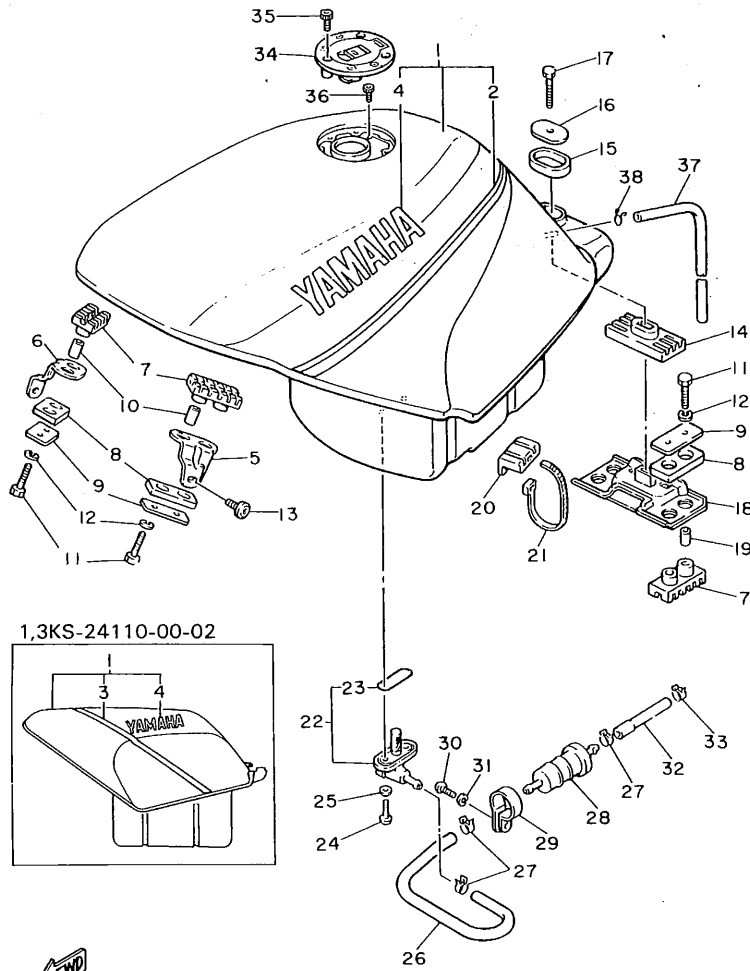


3KS351-9260

REF. NO.	PART NO.	DESCRIPTION	Q'TY	REMARKS
29	1AE-23149-00	.WASHER, spring upper	1	
30	3KS-23110-00	.INNER TUBE COMP.1	1	
31	3KS-23170-00	.CYLINDER COMP., front fork	1	
32	1AE-23157-00	..RING, piston	1	
33	2YK-23173-00	.SPINDLE, taper	1	
34	2KT-23141-00	.SPRING, front fork	1	
35	509-23158-L0	.GASKET	1	
36	2KT-23111-00	.BOLT, cap	1	
37	1W4-23114-L0	..GASKET	1	
38	2KT-23168-00	.CAP, front fork	1	
39	2KT-23149-00	.WASHER, spring upper	1	
40	278-23181-50	.BOLT, hexagon socket head	1	
41	1WG-23128-00	.BOLT, axle holder	1	
42	90201-08085	.WASHER, plate	1	
43	1AE-23340-00	UNDER BRACKET COMP.	1	
44	1AE-23128-00	BOLT, axle holder	4	

D11

FIG. 27 FUEL TANK



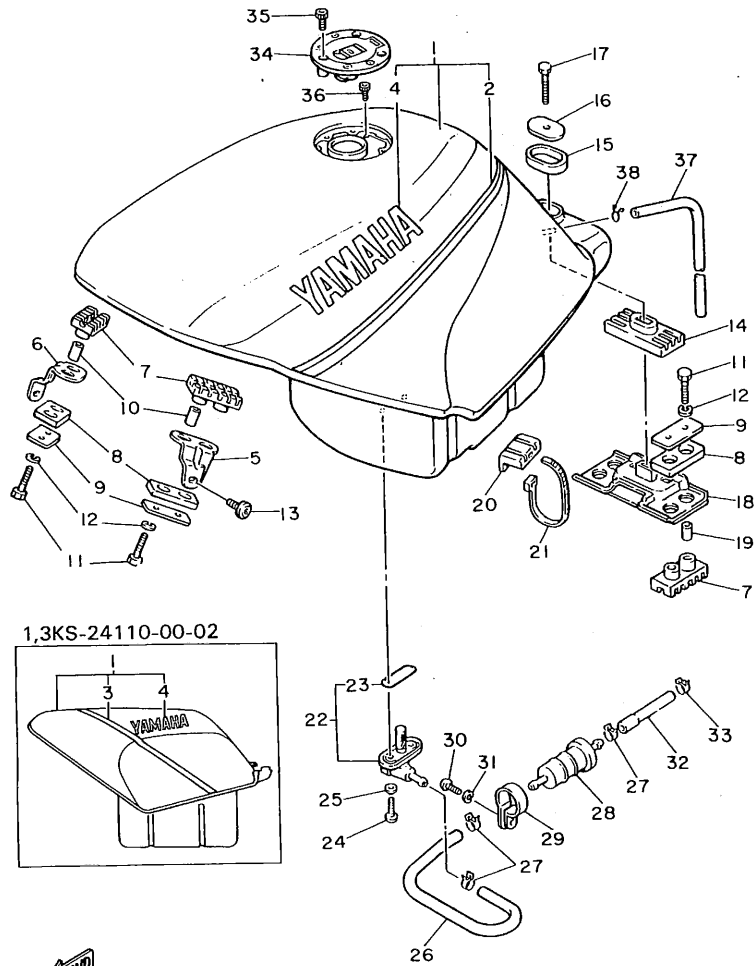
1,3KS-24110-00-02



3KS351-0270

REF. NO.	PART NO.	DESCRIPTION	Q'TY	REMARKS
1	3KS-24110-00-04	FUEL TANK COMP.	1	UR SILKY WHITE DARK GRAY 1
	3KS-24110-00-02	FUEL TANK COMP.	1	
2	3KS-24244-20	.GRAPHIC, fuel tank 1	1	FOR SW/MDS
3	3KS-24246-00	.GRAPHIC, fuel tank 3	1	FOR VMB/MDS
4	99226-00045	.EMBLEM, yamaha	2	UR FOR SW/DG1
	99226-00040	.EMBLEM, yamaha	2	UR FOR VMB/MDS
5	1AE-24191-01	BRACKET, fuel tank 1	1	
6	1AE-24192-01	BRACKET, fuel tank 2	1	
7	1AE-24181-01	DAMPER, locating 1	4	
8	47X-24183-00	DAMPER, locating 3	4	
9	47X-24186-00	WASHER, special	4	
10	90387-060N3	COLLAR	4	
11	97001-06035	BOLT	8	
12	92990-06100	WASHER, spring	8	
13	90109-086A0	BOLT	2	
14	1AE-24183-00	DAMPER, locating 3	1	
15	3Y6-24183-00	DAMPER, locating 3	1	
16	12R-24186-00	WASHER, special	1	
17	97002-08030	BOLT	1	
18	1AE-24117-00	STAY, fuel tank	1	
19	90387-060N3	COLLAR	4	
20	1AE-24182-00	DAMPER, locating 2	2	
21	5Y9-12491-00	CLAMP 1	2	
22	26H-24500-00	FUEL COCK ASSY 1	1	
23	214-24512-00	.GASKET	1	
24	90149-06011	SCREW	2	
25	90202-05193	WASHER, plate	2	
26	1AE-24311-01	PIPE, fuel 1	1	

FIG. 27 FUEL TANK



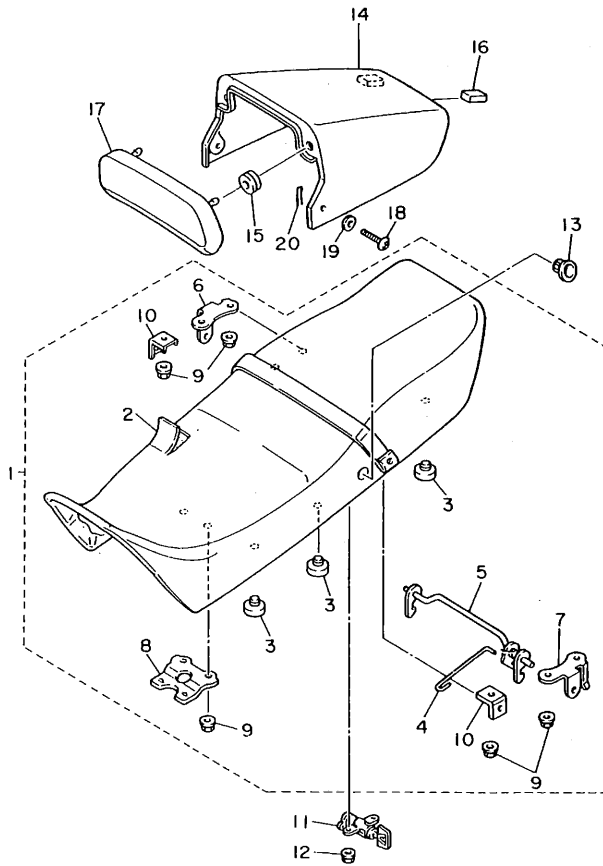
1,3KS-24110-00-02



3KS351-0270

REF. NO.	PART NO.	DESCRIPTION	Q'TY	REMARKS
27	90467-11044	CLIP	3	
28	1FK-24560-00	FILTER ASSY	1	
29	1AE-24366-00	CLAMP, fuel pipe 1	1	
30	92501-06012	SCREW, pan head	1	
31	92990-06100	WASHER, spring	1	
32	1AE-24312-00	PIPE 2	1	
33	90467-10091	CLIP	1	
34	1TV-24602-02	CAP ASSY	1	
35	90110-05112	BOLT, hexagon socket head	3	
36	91311-05010	BOLT	1	
37	90445-10366	HOSE	1	
38	90467-09006	CLIP	1	

FIG. 28 SEAT

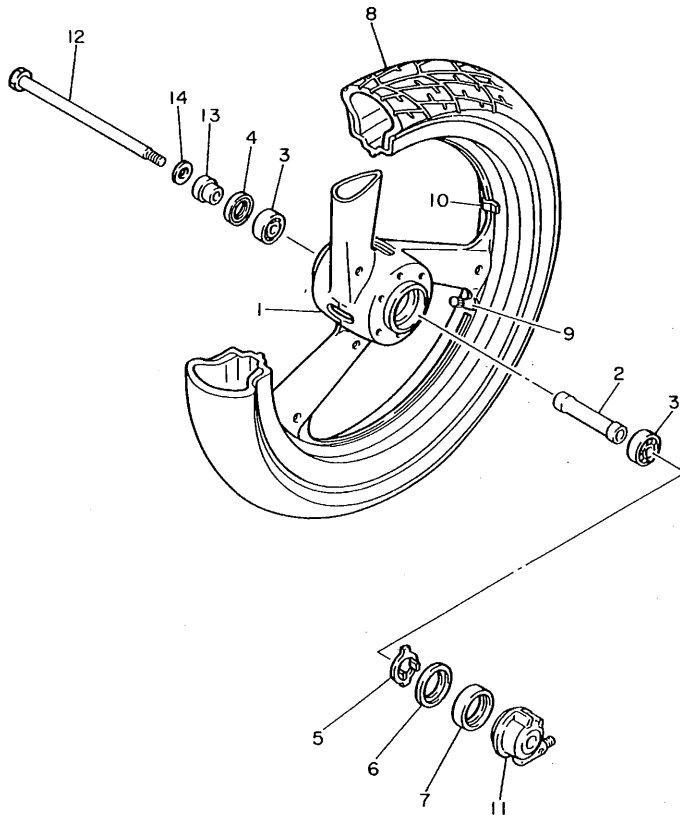


REF. NO.	PART NO.	DESCRIPTION	Q'TY	REMARKS
1	1AE-24730-00	DOUBLE SEAT ASSY	1	
2	1AE-24731-00	.COVER, seat	1	
3	22W-24741-00	.PAD, seat	6	
4	47X-2478F-00	.ROD, connecting	1	
5	47X-24776-00	.LEVER, seat	1	
6	47X-24728-01	.BRACKET, seat	1	
7	47X-24718-01	.BRACKET, seat	1	
8	1AE-24748-00	.BRACKET, seat	1	
9	95701-06500	.NUT, flange	8	
10	4K0-24748-00	.BRACKET, seat	2	
11	51X-24705-00	SEAT LOCK ASSY	1	
12	95701-05500	NUT, flange	2	
13	1AE-24796-00	COVER	1	
14	1FN-24791-00-7M	COVER, seat back	1	UR MIDNIGHT SILVER
	1FN-24791-00-GE	COVER, seat back	1	UR SILKY WHITE
15	29L-24742-50	GROMMET	2	
16	34M-2139X-00	DAMPER	2	
17	1FN-2840F-00	BACK REST ASSY	1	
18	90149-06218	SCREW	2	
19	90202-07015	WASHER, plate	2	
20	90468-10050	CLIP	2	



3KT332-0280

FIG. 29 FRONT WHEEL



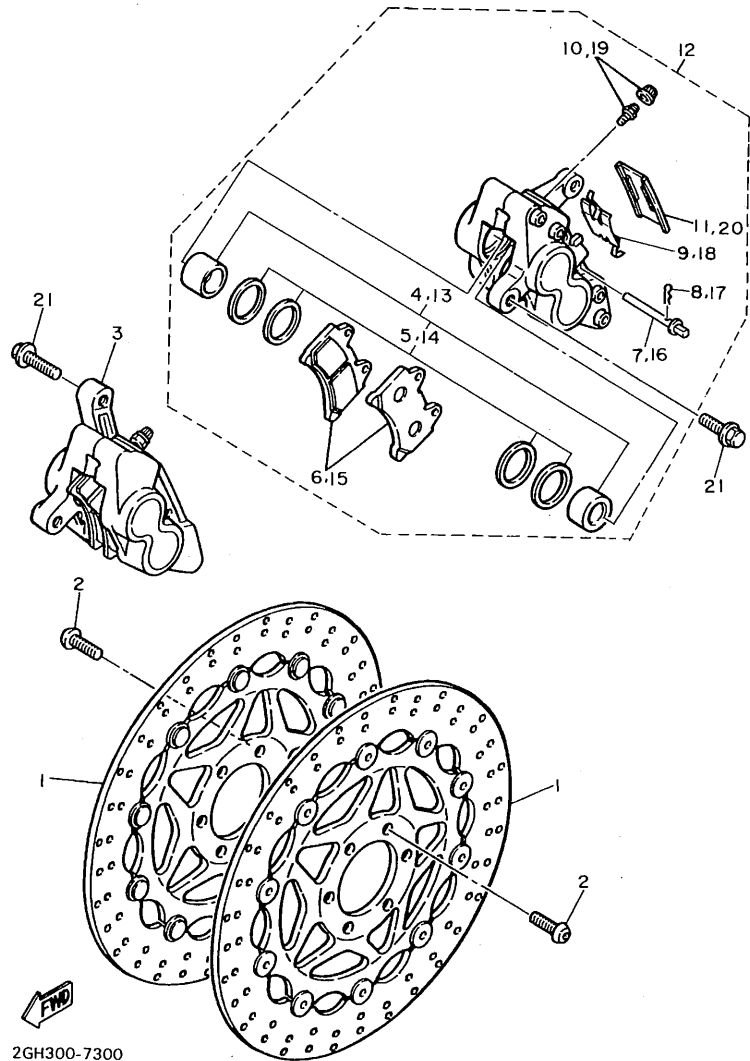
REF. NO.	PART NO.	DESCRIPTION	Q'TY	REMARKS
1	3CV-25168-00-UA	CAST WHEEL, front	1	UR CAST WHEEL WHITE
	3CV-25168-00-WG	CAST WHEEL, front	1	UR HI TECH SILVER
2	90560-15255	SPACER	1	
3	93306-30203	BEARING (B6302Z)	2	
4	93102-22014	OIL SEAL	1	
5	341-25149-00	CLUTCH, meter	1	
6	341-25846-00	RETAINER, clutch	1	
7	93105-45017	OIL SEAL	1	
8	94112-172U5	TIRE (120/70 V17-V250)	1	UR DUNLOP
	94112-172U4	TIRE (120/70 V17-V250)	1	UR BRIDGESTONE
9	93900-00030	VALVE, rim	1	
10	29L-25398-00	BALANCER, wheel (10G)	1	UN
	29L-25398-10	BALANCER, wheel (20G)	1	UN
	29L-25398-20	BALANCER, wheel (30G)	1	UN
11	2GH-25190-00	GEAR UNIT ASSY	1	
12	47X-25181-00	AXLE, wheel	1	
13	90387-15550	COLLAR	1	
14	90201-15238	WASHER, plate	1	



3KS351-9290

D15

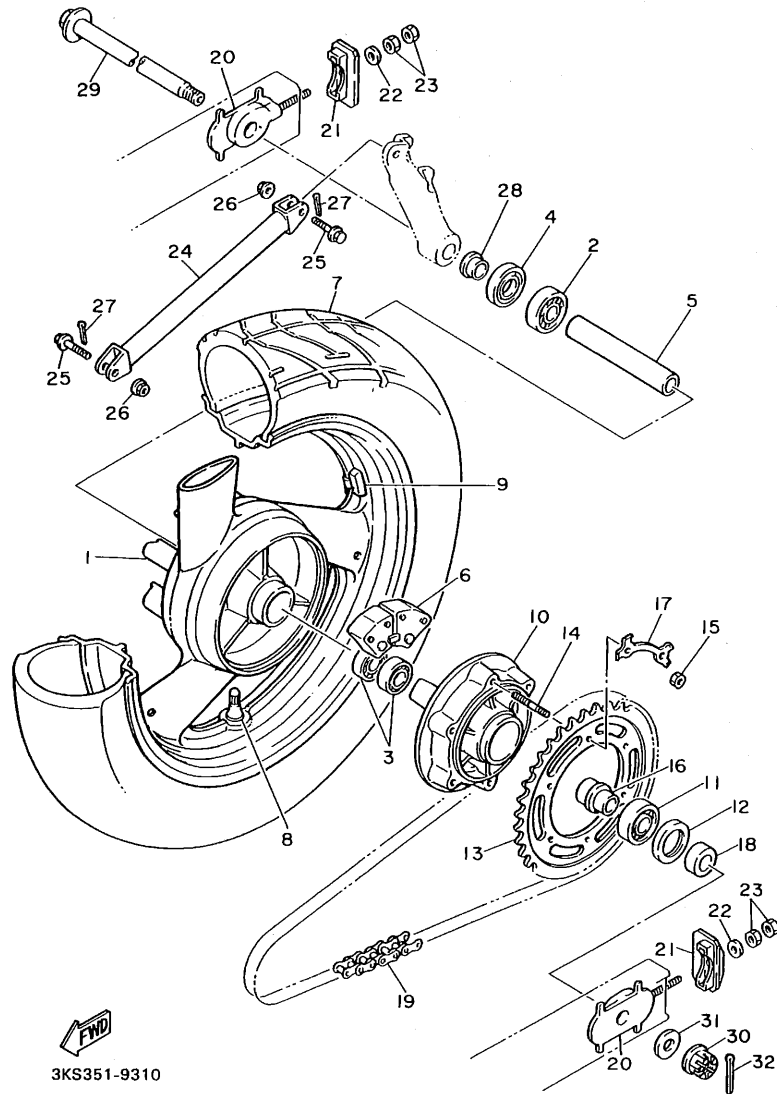
FIG. 30 FRONT BRAKE CALIPER



2GH300-7300

REF. NO.	PART NO.	DESCRIPTION	Q'TY	REMARKS
1	3CV-25830-00	DISK BRAKE ASSY	2	
2	90109-08718	BOLT	12	
3	2GH-25810-01	CALIPER ASSY (RIGHT)	1	
4	1NL-W0057-00	.PISTON ASSY, caliper	2	
5	1NL-W0047-00	..CALIPER SEAL KIT	1	
6	2GH-W0045-01	.BRAKE PAD KIT	1	
7	1KT-25924-00	.PIN, pad	2	
8	1KT-25925-00	.CLIP	2	
9	2GH-25919-00	.SUPPORT, pad	1	
10	1J3-W0048-00	.BREED SCREW KIT	1	
11	1KT-25836-00	.COVER, dust	1	
12	2GH-25810-11	CALIPER ASSY (LEFT)	1	
13	1NL-W0057-00	.PISTON ASSY, caliper	2	
14	1NL-W0047-00	..CALIPER SEAL KIT	1	
15	2GH-W0045-01	.BRAKE PAD KIT	1	
16	1KT-25924-00	.PIN, pad	2	
17	1KT-25925-00	.CLIP	2	
18	2GH-25919-00	.SUPPORT, pad	1	
19	1J3-W0048-00	.BREED SCREW KIT	1	
20	1KT-25836-00	.COVER, dust	1	
21	90105-10308	BOLT, washer based	4	

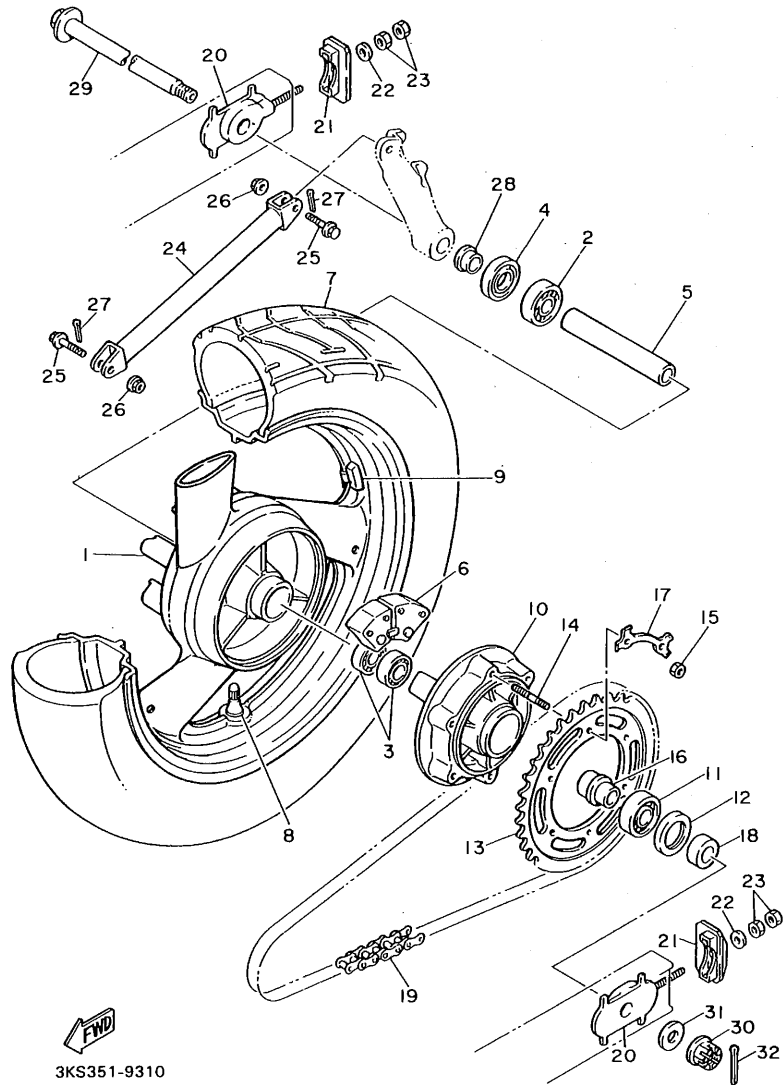
FIG. 31 REAR WHEEL



3KS351-9310

REF. NO.	PART NO.	DESCRIPTION	Q'TY	REMARKS
1	3KS-25338-00-UA	CAST WHEEL, rear	1	UR CAST WHEEL WHITE
	3KS-25338-00-WG	CAST WHEEL, rear	1	UR HI TECH SILVER
2	93306-30306	BEARING (B6303)	1	
3	93306-20310	BEARING (B6203DU)	2	
4	93102-25044	OIL SEAL	1	
5	90387-173M5	COLLAR	1	
6	1UF-25364-00	DAMPER	3	
	94114-182U6	TIRE (140/70 V18-V250)	1	UR DUNLOP
	94114-182U7	TIRE (140/70 V18-V250)	1	UR BRIDGESTONE
8	93900-00030	VALVE, rim	1	
9	29L-25398-00	BALANCER, wheel (10G)	1	UN
	29L-25398-10	BALANCER, wheel (20G)	1	UN
	29L-25398-20	BALANCER, wheel (30G)	1	UN
10	1AE-25366-00	CLUTCH, hub	1	
11	93306-37203	BEARING	1	
12	93105-42024	OIL SEAL	1	
13	1UF-25443-20-33	SPROCKET, driven (43T)	1	YAMAHA BLACK
14	90116-10482	BOLT, stud	6	
15	90170-10219	NUT	6	
16	90387-177K0	COLLAR	1	
17	1UF-25412-00	WASHER	3	
18	90387-177K1	COLLAR	1	
19	94580-79110	CHAIN (DID50VA-110L)	1	UR DAIDO
	94570-98110	CHAIN (RK50HF0Z1-110L)	1	UR TAKASAGO
20	46X-25388-01	PULLER, chain 1	2	
21	36Y-25389-00	PULLER, chain 2	2	
22	92901-08600	WASHER, plate	2	

FIG. 31 REAR WHEEL

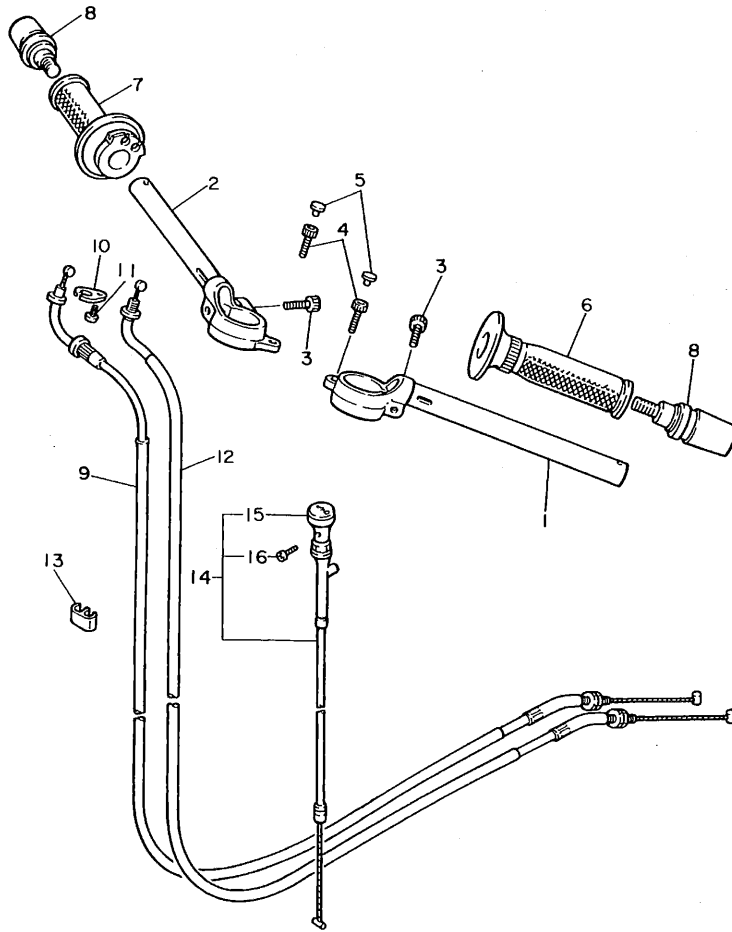


3KS351-9310

REF. NO.	PART NO.	DESCRIPTION	Q'TY	REMARKS
23	95303-08600	NUT	4	
24	1AE-25371-00	BAR, tension	1	
25	90105-08321	BOLT, washer based	2	
26	95701-08500	NUT, flange	2	
27	91401-20015	PIN, cotter	2	
28	90387-170J6	COLLAR	1	
29	1AE-25381-00	AXLE, wheel	1	
30	90171-16024	NUT, castle	1	
31	90201-160F6	WASHER, plate	1	
32	91401-30030	PIN, cotter	1	

E4

FIG. 33 STEERING HANDLE • CABLE



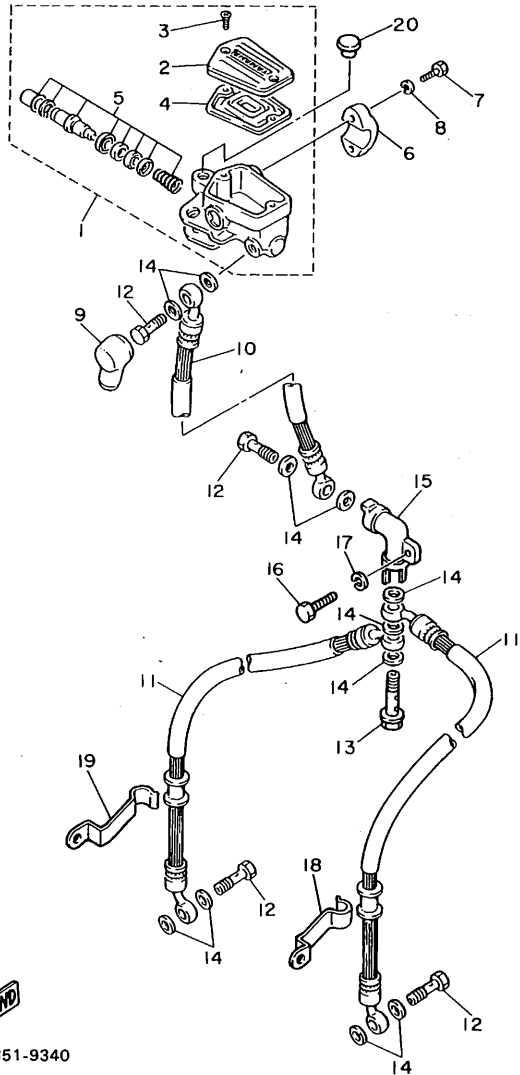
REF. NO.	PART NO.	DESCRIPTION	Q'TY	REMARKS
1	1AE-26121-00	HANDLEBAR (LEFT)	1	
2	1AE-26122-00	HANDLEBAR (RIGHT)	1	
3	91316-08030	BOLT	2	
4	91316-06016	BOLT	2	
5	2H9-23469-00	CAP, bolt	2	
6	31A-26241-00	GRIP	1	
7	36Y-26240-00	GRIP ASSY	1	
8	36Y-26246-00	END, grip	2	
9	3BV-26311-00	CABLE, throttle 1	1	
10	5H0-26393-00	HOLDER	1	
11	98506-05008	SCREW, pan head	1	
12	3BV-26312-00	CABLE, throttle 2	1	
13	90464-60067	CLAMP	1	
14	2KT-26330-00	STARTER CABLE ASSY	1	
15	1AE-26325-00	.KNOB, starter	1	
16	90149-03132	.SCREW	1	



3BU110-8330

E6

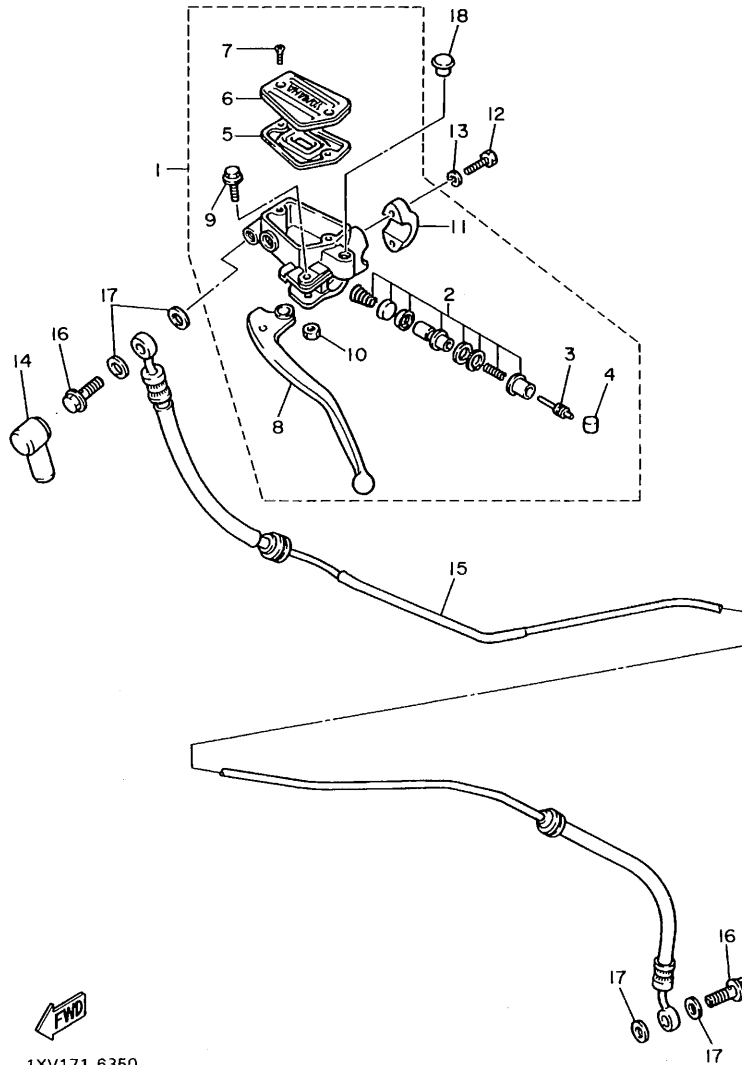
FIG. 34 FRONT MASTER CYLINDER



3KS351-9340

REF. NO.	PART NO.	DESCRIPTION	Q'TY	REMARKS
1	36Y-25850-01	MASTER CYLINDER ASSY	1	
2	36Y-25852-01	.CAP, reservoir	1	
3	98706-04012	.SCREW, flat head	2	
4	36Y-25854-00	.DIAPHRAGM, reservoir	1	
5	36Y-W0041-00	.CYLINDER KIT, master	1	
6	36Y-25867-00	BRACKET, master cylinder	1	
7	91316-06025	BOLT	2	
8	92906-06100	WASHER, spring	2	
9	4L0-25862-00	BOOT, master cylinder	1	
10	1AE-25872-00	HOSE, brake 1	1	
11	3KS-25873-00	HOSE, brake 2	2	
12	90401-10096	BOLT, union	4	
13	90401-10095	BOLT, union	1	
14	90201-10118	WASHER, plate	11	
15	1J7-25885-01	JOINT	1	
16	97001-06025	BOLT	1	
17	92906-06100	WASHER, spring	1	
18	3KS-25875-00	HOLDER, brake hose 1	1	
19	3KS-25876-00	HOLDER, brake hose 2	1	
20	90338-09012	PLUG	1	

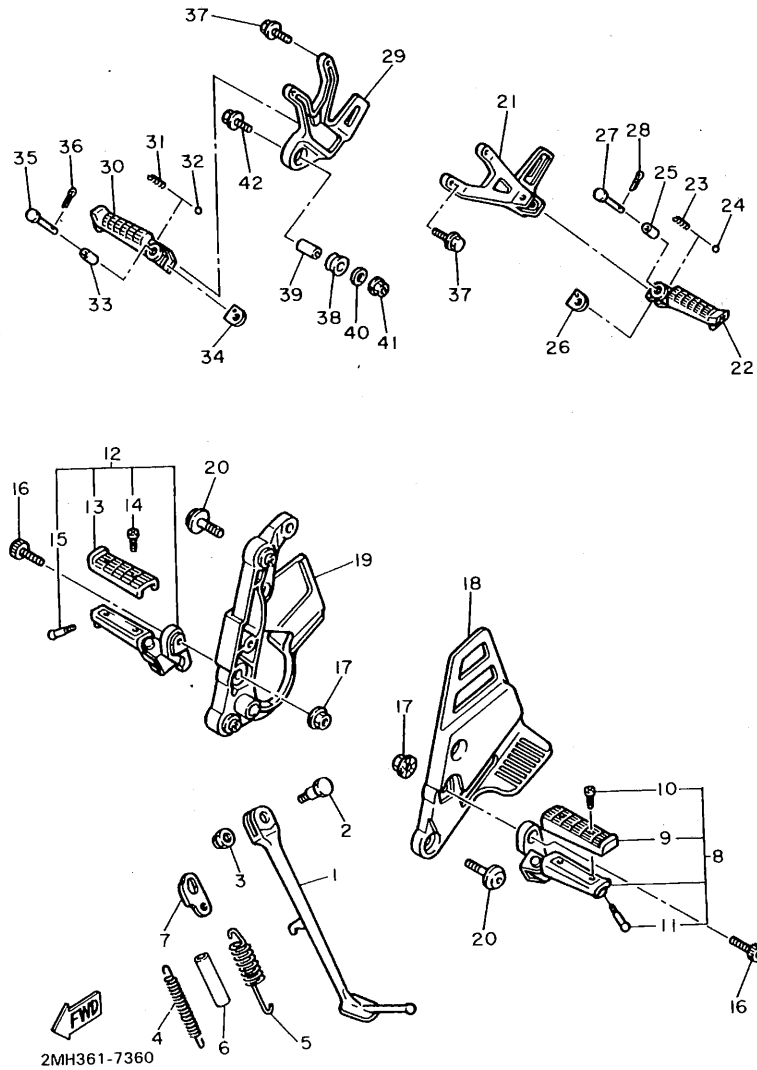
FIG. 35 FRONT MASTER CYLINDER 2



REF. NO.	PART NO.	DESCRIPTION	Q'TY	REMARKS
1	3BV-26450-00	MASTER CYLINDER ASSY (CLUTCH)	1	
2	26H-W0099-00	.CYLINDER KIT, master (CLUTCH)	1	
3	26H-26464-00	.ROD, push	1	
4	26H-26455-00	.BUSH	1	
5	1AE-26454-00	.DIAPHRAGM, reservoir	1	
6	1FK-26452-01	.CAP, reservoir	1	
7	98706-04012	.SCREW, flat head	2	
8	1AE-83912-00	.LEVER 1	1	
9	90109-067A0	.BOLT	1	
10	95616-06100	.NUT, u	1	
11	1AE-26467-00	.HOLDER	1	
12	91316-06025	BOLT	2	
13	92906-06100	WASHER, spring	2	
14	4L0-25862-00	BOOT, master cylinder	1	
15	1AE-26470-00	HOSE, clutch	1	
16	90401-10096	BOLT, union	2	
17	90201-10118	WASHER, plate	4	
18	90338-09012	PLUG	1	

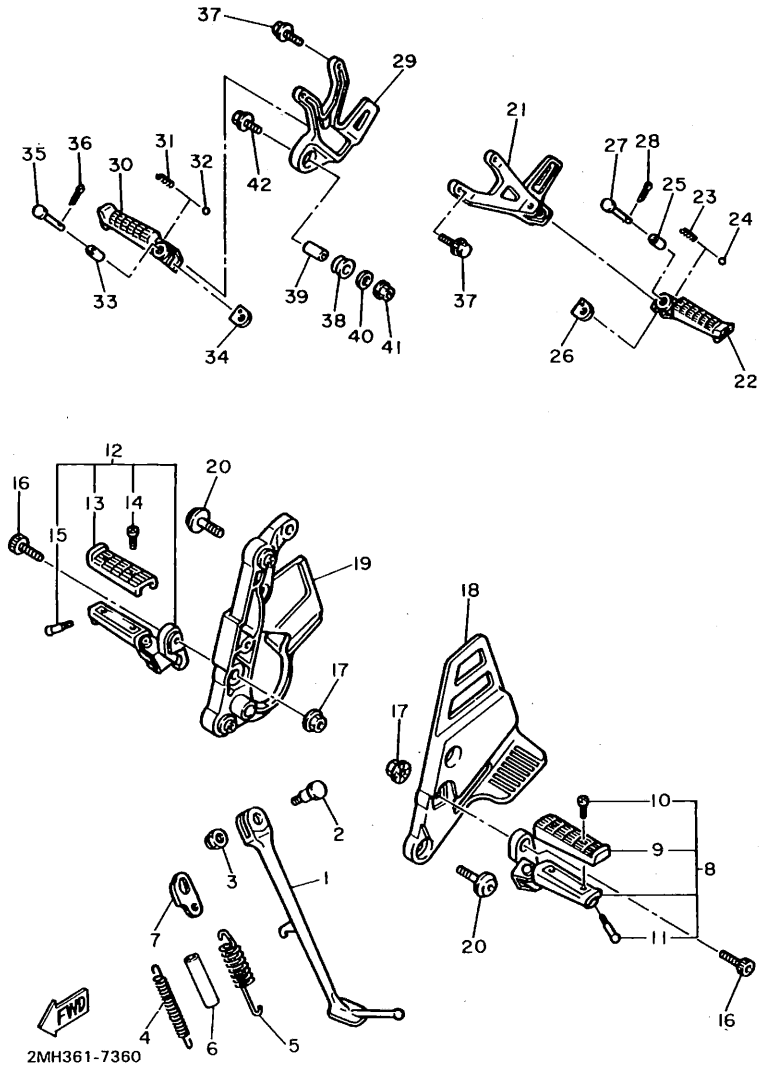
1XV171-6350

FIG. 36 STAND • FOOTREST



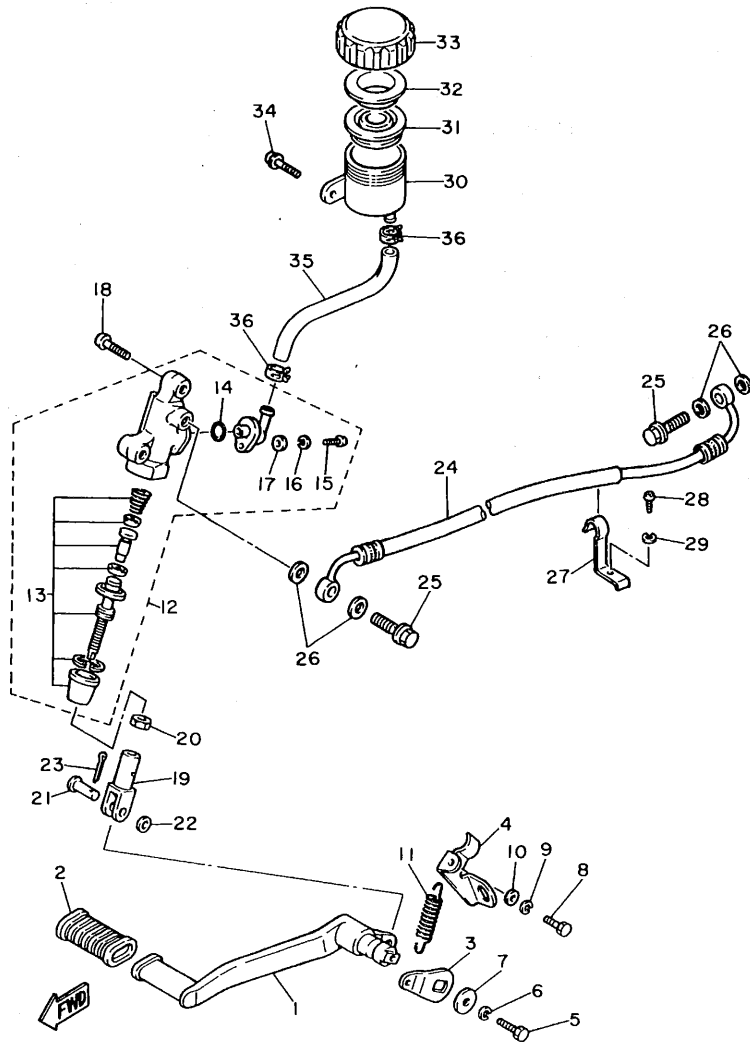
REF. NO.	PART NO.	DESCRIPTION	Q'TY	REMARKS
1	2KT-27311-00	STAND, side	1	
2	90109-10474	BOLT	1	
3	90185-10037	NUT, self-locking	1	
4	90506-18224	SPRING, tension	1	
5	90506-26225	SPRING, tension	1	
6	1TX-27351-00	GUIDE, side stand	1	
7	2KT-27315-00	LINK, side stand	1	
8	2KT-27410-00	FRONT FOOTREST ASSY (LEFT)	1	
9	2GH-27413-00	.COVER, footrest	1	
10	90157-05079	.SCREW, pan head	2	
11	90109-083E0	.BOLT	1	
12	2KT-27420-00	FRONT FOOTREST ASSY (RIGHT)	1	
13	2GH-27413-00	.COVER, footrest	1	
14	90157-05079	.SCREW, pan head	2	
15	90109-083E0	.BOLT	1	
16	91316-10030	BOLT	2	
17	95701-10500	NUT, flange	2	
18	1AE-W2748-00	BRACKET 2	1	
19	1AE-W2749-00	BRACKET 3	1	
20	90149-08222	SCREW	4	
21	2KT-2741L-00	BRACKET 4	1	
22	1HX-27431-00	FOOTREST, rear 1	1	
23	90501-12743	SPRING, compression	1	
24	93501-04011	BALL	1	
25	90387-064H8	COLLAR	1	
26	1HX-27437-00	WASHER, special	1	
27	91701-06045	PIN, clevis	1	
28	91401-20015	PIN, cotter	1	

FIG. 36 STAND • FOOTREST



REF. NO.	PART NO.	DESCRIPTION	Q'TY	REMARKS
29	2KT-2742L-00	BRACKET 5	1	
30	1HX-27441-00	FOOTREST, rear 2	1	
31	90501-12743	SPRING, compression	1	
32	93501-04011	BALL	1	
33	90387-064H8	COLLAR	1	
34	1HX-27437-00	WASHER, special	1	
35	91701-06045	PIN, clevis	1	
36	91401-20015	PIN, cotter	1	
37	95821-08025	BOLT, flange	4	
38	2H7-27414-00	DAMPER, footrest	1	
39	90387-10636	COLLAR	1	
40	90201-10669	WASHER, plate	1	
41	95701-10500	NUT, flange	1	
42	90105-10316	BOLT, washer based	1	

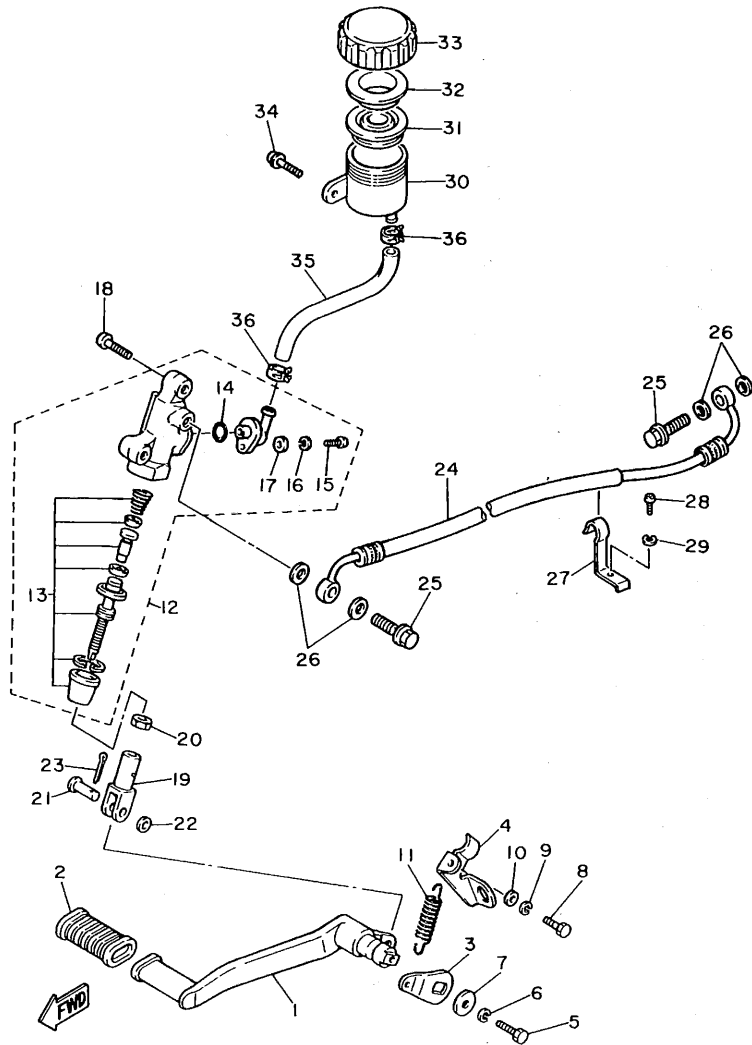
FIG. 37 REAR MASTER CYLINDER



2MF171-7370

REF. NO.	PART NO.	DESCRIPTION	Q'TY	REMARKS
1	1AE-27211-00	PEDAL, brake	1	
2	22N-18113-00	COVER, shift pedal	1	
3	1AE-27252-00	LEVER, brake pedal	1	
4	1AE-27254-00	HOOK	1	
5	97001-06012	BOLT	1	
6	92990-06100	WASHER, spring	1	
7	90201-06778	WASHER, plate	1	
8	97002-06016	BOLT	1	
9	92990-06100	WASHER, spring	1	
10	92990-06600	WASHER, plate	1	
11	90506-14388	SPRING, tension	1	
12	1AE-25850-51	MASTER CYLINDER ASSY	1	
13	1AE-W0042-51	.CYLINDER KIT, master	1	
14	93210-15620	.O-RING	1	
15	98506-04012	.SCREW, pan head	1	
16	92906-04100	.WASHER, spring	1	
17	92906-04600	.WASHER, plate	1	
18	92016-08020	SCREW	2	
19	31A-27222-00	JOINT	1	
20	95303-08600	NUT	1	
21	90240-08013	PIN, clevis	1	
22	90201-08083	WASHER, plate	1	
23	91401-20015	PIN, cotter	1	
24	1AE-25872-52	HOSE, brake 1	1	
25	90401-10096	BOLT, union	2	
26	90201-10118	WASHER, plate	4	
27	2KT-25875-00	HOLDER, brake hose 1	1	
28	92501-06020	SCREW, pan head	1	

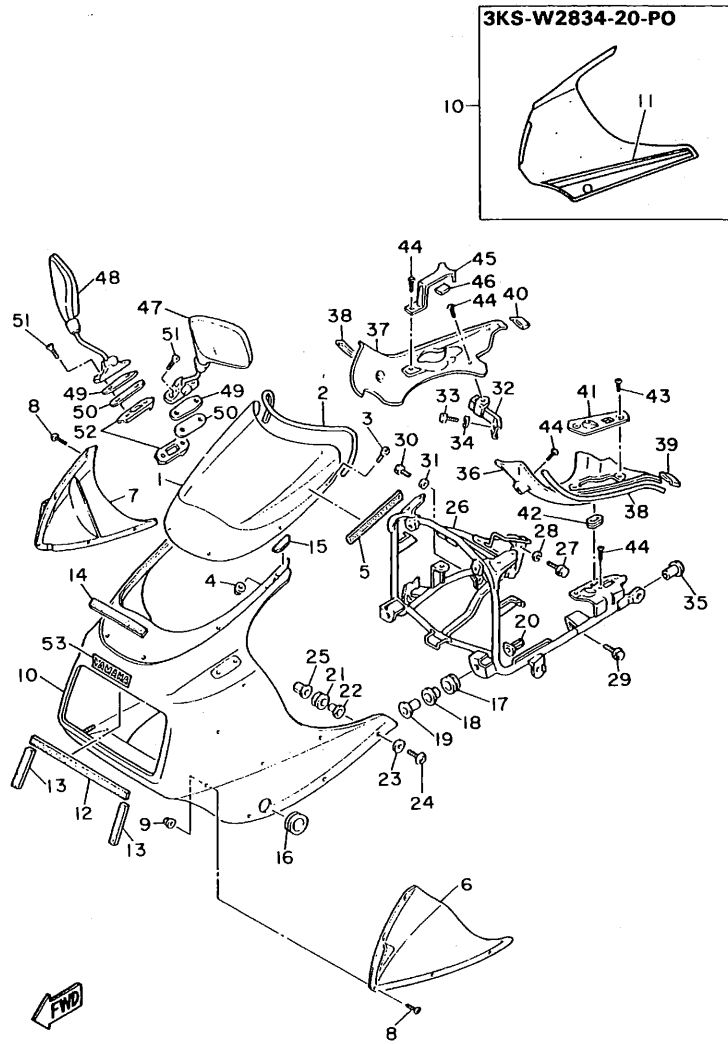
FIG. 37 REAR MASTER CYLINDER



2MF171-7370

REF. NO.	PART NO.	DESCRIPTION	Q'TY	REMARKS
29	92990-06100	WASHER, spring	1	
30	31A-25894-01	TANK, reservoir	1	
31	360-25854-00	DIAPHRAGM, reservoir	1	
32	2GU-25855-00	BUSH, diaphragm	1	
33	2GU-25852-50	CAP, reservoir	1	
34	90159-06056	SCREW, with washer	1	
35	1AE-25895-00	HOSE, reservoir	1	
36	90467-14057	CLIP	2	

FIG. 38 COWLING 1

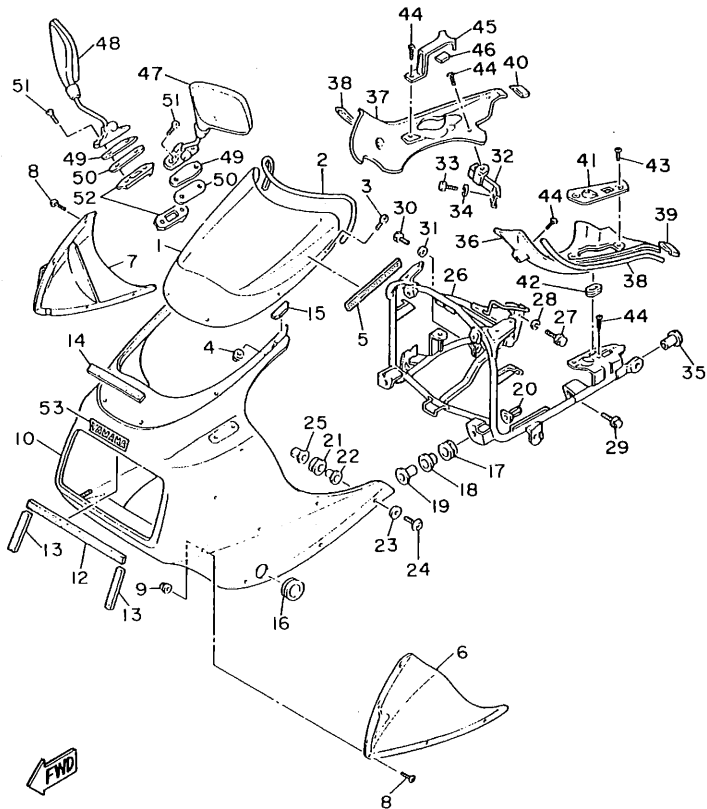
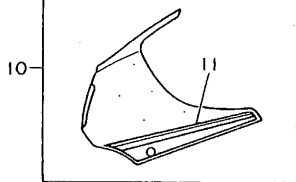


3KT332-0380

REF. NO.	PART NO.	DESCRIPTION	Q'TY	REMARKS
1	2KK-28381-00	WINDSHIELD	1	
2	47X-28346-00	MOLE 2	1	
3	90150-05020	SCREW, round head	6	
4	95706-05500	NUT, flange	6	
5	3JJ-2835Y-00	LABEL, caution	1	UR ENGLISH
	3JJ-2835Y-10	LABEL, caution	1	UR FRENCH
6	3KS-2834V-00	PROTECTOR 1	1	UR YAMAHA BLACK
	3KT-2834V-00-PO	PROTECTOR 1	1	UR DARK GRAY 1
7	3KS-2834W-00	PROTECTOR 2	1	UR YAMAHA BLACK
	3KT-2834W-00-PO	PROTECTOR 2	1	UR DARK GRAY 1
8	90150-05020	SCREW, round head	10	
9	95706-05500	NUT, flange	10	
10	2KT-2835G-00-AU	BODY, front upper 1	1	UR VMAX BLUE
	3KS-W2834-20-PO	BODY, cowling	1	UR DARK GRAY 1
11	3KS-2834X-20	„GRAPHIC SET, cowling	1	FOR DG1
12	1AE-28371-00	DAMPER	1	
14	1AE-2834E-00	DAMPER (L.H)	1	
15	1AE-2834F-00	DAMPER	2	
16	90480-35394	GROMMET	2	
17	90480-14229	GROMMET	2	
18	90480-14429	GROMMET	2	
19	90387-066H4	COLLAR	2	
20	1AE-28363-00	NUT	2	
21	90480-13163	GROMMET	2	
22	90387-061F9	COLLAR	2	
23	90202-07015	WASHER, plate	2	
24	90110-06083	BOLT, hexagon socket head	2	
25	90179-06500	NUT	2	

FIG. 38 COWLING 1

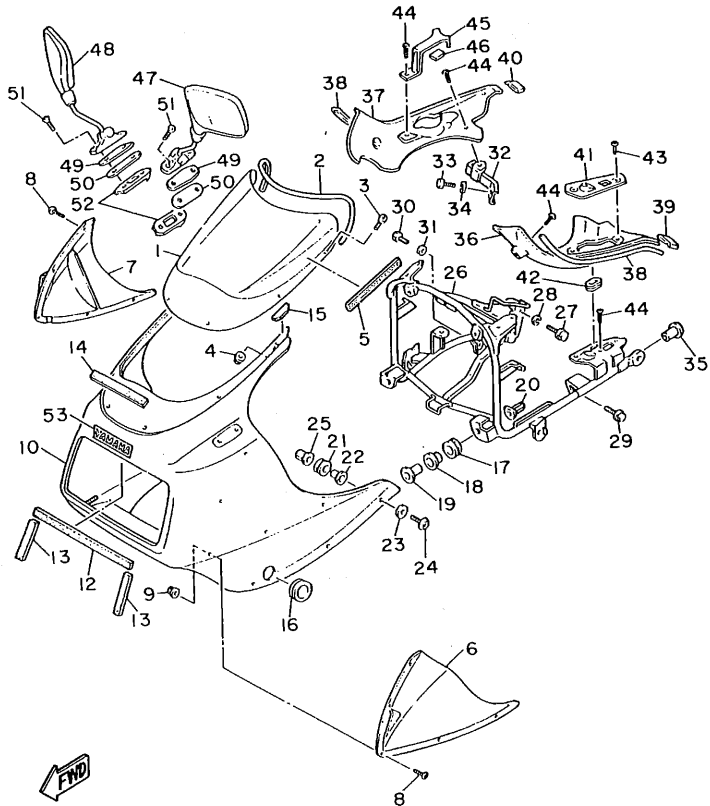
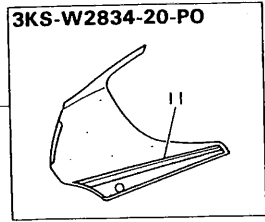
3KS-W2834-20-PO



3KT332-0380

REF. NO.	PART NO.	DESCRIPTION	Q'TY	REMARKS
26	2KT-28356-00	STAY 1	1	
27	97016-08016	BOLT	2	
28	92906-08100	WASHER, spring	2	
29	95826-06012	BOLT, flange	1	
30	91316-06012	BOLT	1	
31	92906-06200	WASHER, plain	1	
32	1AE-28357-00	STAY 2	1	
33	97026-06010	BOLT	1	
34	92906-06100	WASHER, spring	1	
35	3Y1-21279-00	PLUG, blind	2	
36	1AE-2836K-00	PANEL, inner 1	1	
37	1AE-2836L-00	PANEL, inner 2	1	
38	1AE-28346-00	MOLE 2	2	
39	1AE-28347-00	MOLE 3	1	
40	1AE-28348-00	MOLE 4	1	
41	1AE-28365-00	COVER	1	
42	90480-01430	GROMMET	1	
43	90154-05008	SCREW, binding	2	
44	90154-05013	SCREW, binding	5	
45	1AE-2834V-00	PROTECTOR 1	1	
46	1AE-2837J-00	DAMPER 5	1	
47	1AE-26280-00	REAR VIEW MIRROR ASS'Y(LEFT)	1	
48	1AE-26290-00	REAR VIEW MIRROR ASS'Y(RIGHT)	1	
49	1AE-26298-00	PLATE, mirror fitting 1	2	
50	1AE-26299-00	PLATE, mirror fitting 2	2	
51	92706-06025	SCREW, flat head	4	
52	1AE-26294-00	NUT1	2	
53	99236-00025	EMBLEM, yamaha	1	UR FOR DG1

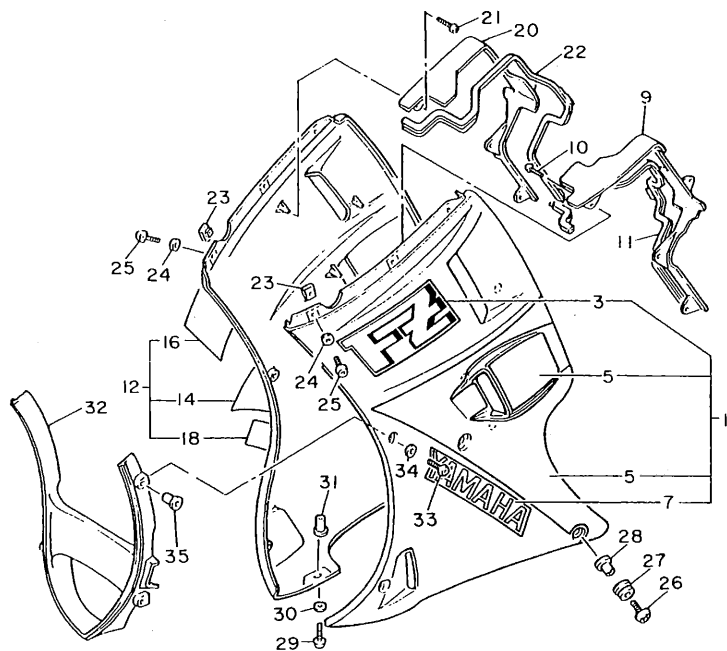
FIG. 38 COWLING 1



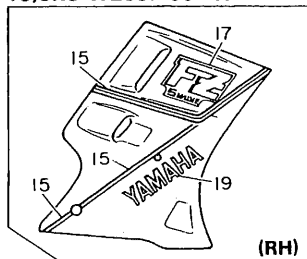
REF. NO.	PART NO.	DESCRIPTION	Q'TY	REMARKS
53	99236-00020	EMBLEM, yamaha	1	UR FOR VMB

3KT332-0380

FIG. 39 COWLING 2

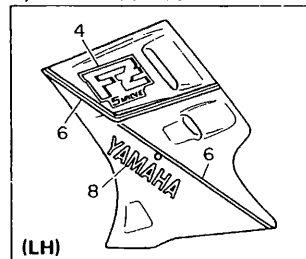


13,3KS-W283F-00-4X



(RH)

2,3KS-W283E-00-4X

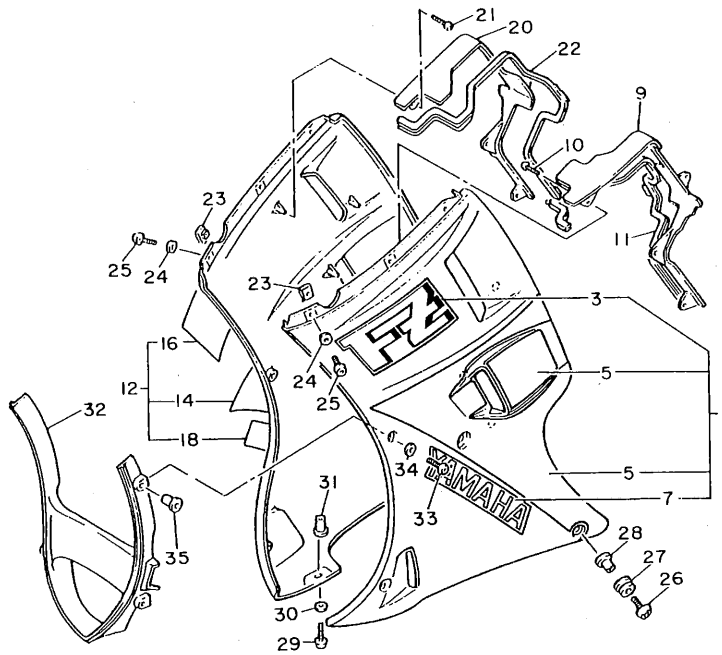


(LH)

3KT332-0390

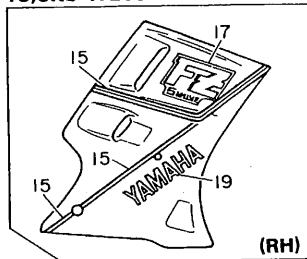
REF. NO.	PART NO.	DESCRIPTION	Q'TY	REMARKS
1	3KS-W283E-20-GE	BODY, front lower 1	1	UR SILKY WHITE
2	3KS-W283E-00-4X	BODY, front lower 1	1	UR VMAX BLUE MIDNIGHT SILVER FOR SW
3	3KS-28328-20	.EMBLEM	1	FOR VMB
4	3KS-28328-00	.EMBLEM	1	FOR SW
5	3KS-2836V-20	.GRAPHIC SET 3, cowling	1	FOR SW
6	3KS-2836V-10	.GRAPHIC SET 3, cowling	1	FOR VMB
7	99233-00055	.EMBLEM, yamaha	1	FOR SW
8	99236-00070	.EMBLEM, yamaha	1	FOR VMB
9	2KT-28396-00	PLATE 1	1	
10	97706-50614	SCREW, tapping	3	
11	2KT-2834G-00	MOLE 5	1	
12	3KS-W283F-20-GE	BODY, front lower 2	1	UR SILKY WHITE
13	3KS-W283F-00-4X	BODY, front lower 2	1	UR VMAX BLUE MIDNIGHT SILVER FOR SW
14	3KS-2836W-20	.GRAPHIC SET 4, cowling	1	FOR SW
15	3KS-2836W-10	.GRAPHIC SET 4, cowling	1	FOR VMB
16	3KS-28338-20	.EMBLEM	1	FOR SW
17	3KS-28338-00	.EMBLEM	1	FOR VMB
18	99233-00055	.EMBLEM, yamaha	1	FOR SW
19	99236-00070	.EMBLEM, yamaha	1	FOR VMB
20	2KT-28397-00	PLATE 2	1	
21	97706-50614	SCREW, tapping	3	
22	2KT-2834H-00	MOLE 6	1	
23	90183-05024	NUT, spring	4	
24	90202-05180	WASHER, plate	4	
25	90110-05079	BOLT, hexagon socket head	4	
26	90110-06078	BOLT, hexagon socket head	4	
27	90480-13398	GROMMET	4	
28	90387-067N5	COLLAR	4	

FIG. 39 COWLING 2

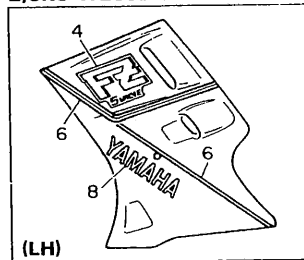


REF. NO.	PART NO.	DESCRIPTION	Q'TY	REMARKS
29	90149-05224	SCREW	1	
30	90202-05180	WASHER, plate	1	
31	90179-05523	NUT	1	
32	2KT-2836M-00-GE	PANEL, inner 3	1	UR SILKY WHITE
	2KT-2836M-00-7M	PANEL, inner 3	1	UR MIDNIGHT SILVER
33	90149-05224	SCREW	4	
34	90202-05180	WASHER, plate	4	
35	90179-05523	NUT	4	

13,3KS-W283F-00-4X



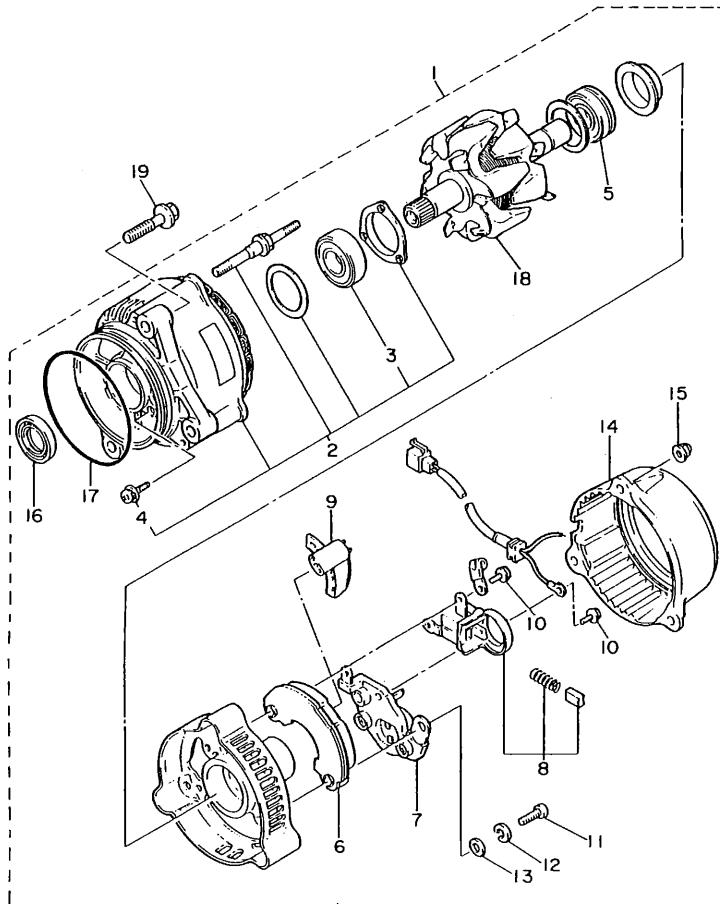
2,3KS-W283E-00-4X



3KT332-0390



FIG. 40 GENERATOR



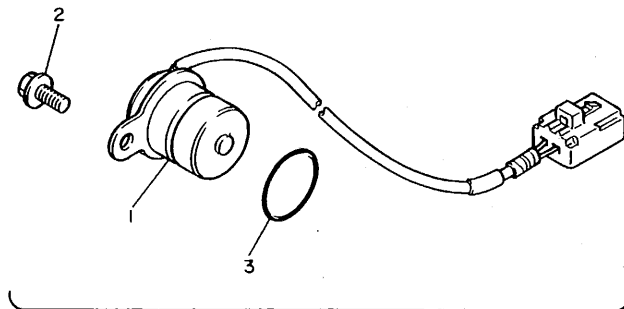
REF. NO.	PART NO.	DESCRIPTION	Q'TY	REMARKS
1	2KT-81600-54	A.C. GENERATOR ASSY	1	
2	2KT-81634-50	.STATOR ASSY	1	
3	36Y-81643-30	..BEARING	1	
4	2KT-81645-50	..SCREW	3	
5	36Y-81643-50	.BEARING	1	
6	36Y-81970-50	.RECTIFIER ASSY	1	
7	36Y-81910-50	.VOLTAGE REGULATOR ASSY	1	
8	3FV-81619-00	.BRUSH HOLDER ASSY	1	
9	36Y-81972-50	.COVER, rectifier	1	
10	36Y-81645-30	.SCREW	2	
11	98501-05018	.SCREW, pan head	3	
12	92901-05100	.WASHER, spring	3	
13	92901-05600	.WASHER, plate	3	
14	2KT-81604-50	.COVER ASSY	1	
15	2KT-81675-50	.NUT	3	
16	36Y-81638-50	.OIL SEAL	1	
17	2KT-81642-50	.O-RING	1	
18	2GH-81660-52	.ROTOR ASSY	1	
19	95816-08030	BOLT, flange	3	



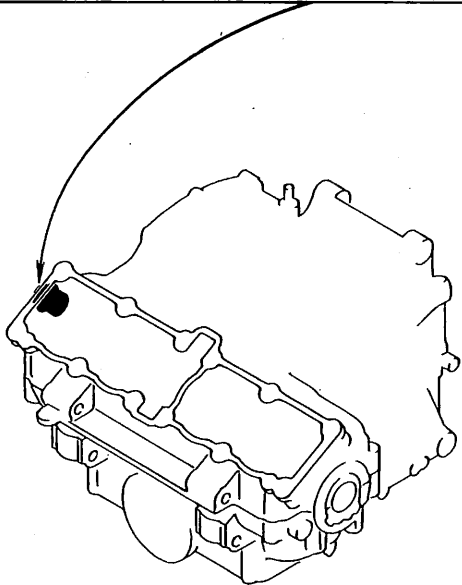
3KS351-9400

F4

FIG. 41 PICK UP COIL • GOVERNOR



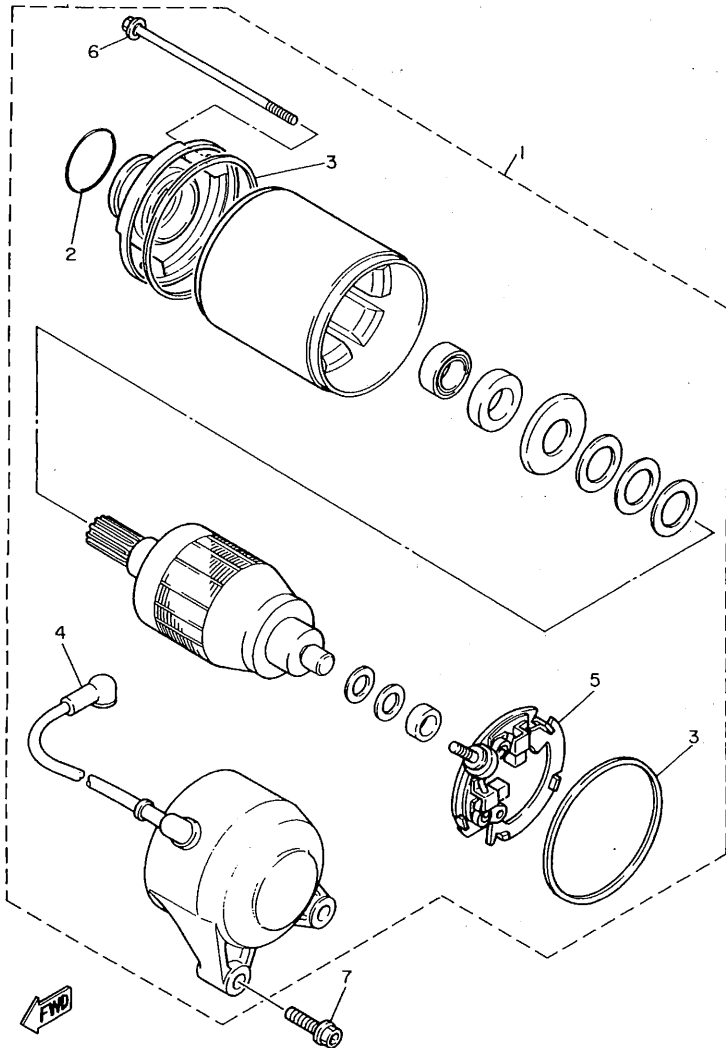
REF. NO.	PART NO.	DESCRIPTION	Q'TY	REMARKS
1	2KT-81670-11	PICK-UP ASSY	1	
2	95026-06012	BOLT, flange	1	
3	93210-19216	O-RING	1	



2MH361-7400

F5

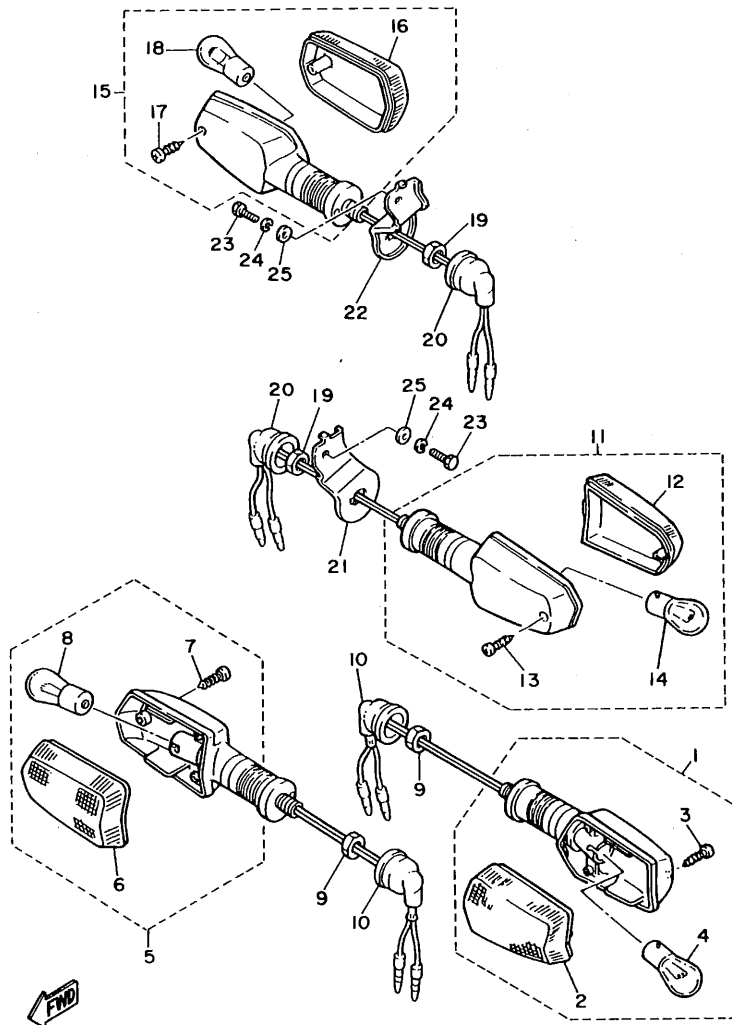
FIG. 42 STARTING MOTOR



3KS351-9420

REF. NO.	PART NO.	DESCRIPTION	Q'TY	REMARKS
1	3KS-81800-02	STARTING MOTOR ASSY	1	
2	26H-81847-00	.O-RING	1	
3	11H-81844-00	.GASKET	2	
4	2KT-81815-00	.CORD, starter motor	1	
5	3KS-81840-00	.BRUSH HOLDER ASSY	1	
6	3HE-81826-00	.BOLT	2	
7	95816-06025	BOLT, flange	2	

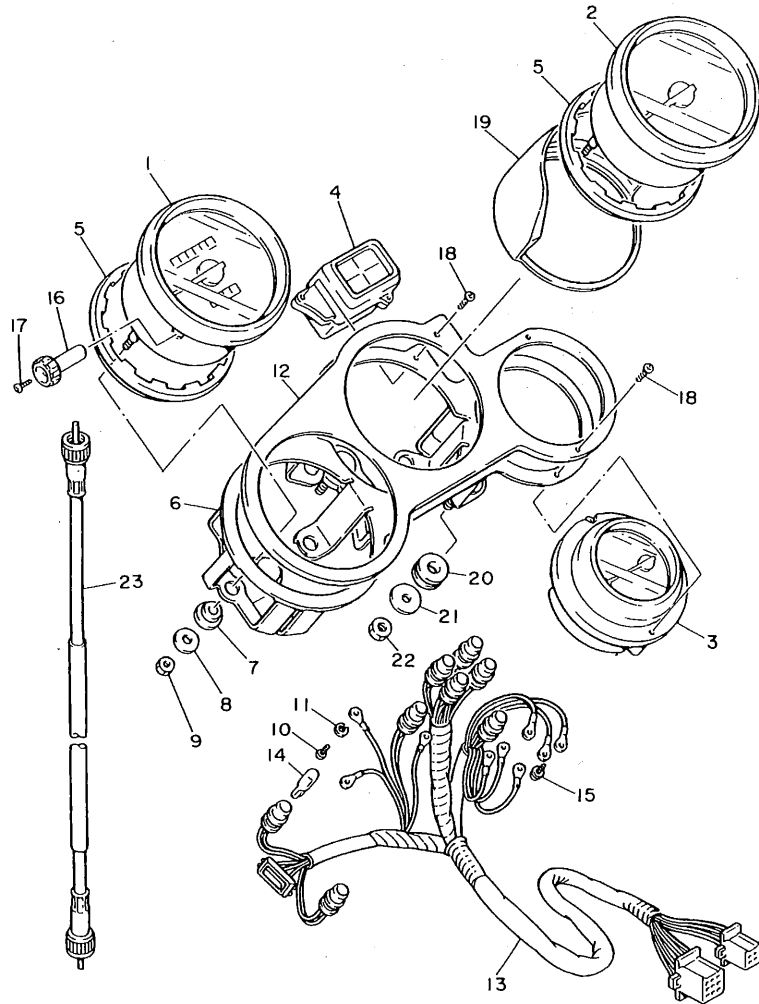
FIG. 43 FLASHER LIGHT



1TV300-6420

REF. NO.	PART NO.	DESCRIPTION	Q'TY	REMARKS
1	1VU-83310-00	FRONT FLASHER LIGHT ASSY 1	1	
2	51L-83332-01	.LENS, flasher	1	
3	97706-40620	.SCREW, tapping	1	
4	306-83311-40	.BULB, flasher (12V-21W)	1	
5	1VU-83320-00	FRONT FLASHER LIGHT ASSY 2	1	
6	51L-83342-01	.LENS, flasher 2	1	
7	97706-40620	.SCREW, tapping	1	
8	306-83311-40	.BULB, flasher (12V-21W)	1	
9	95306-12600	NUT	2	
10	18G-83365-00	CAP	2	
11	51J-83330-00	REAR FLASHER LIGHT ASSY 1	1	
12	1VU-83332-00	.LENS, flasher	1	
13	97706-40620	.SCREW, tapping	1	
14	306-83311-40	.BULB, flasher (12V-21W)	1	
15	51J-83340-00	REAR FLASHER LIGHT ASSY 2	1	
16	1VU-83342-00	.LENS, flasher 2	1	
17	97706-40620	.SCREW, tapping	1	
18	306-83311-40	.BULB, flasher (12V-21W)	1	
19	95306-12600	NUT	2	
20	18G-83365-00	CAP	2	
21	2MG-83368-00	STAY, flasher 1	1	
22	2MG-83369-00	STAY, flasher 2	1	
23	97002-06016	BOLT	2	
24	92990-06100	WASHER, spring	2	
25	92990-06600	WASHER, plate	2	

FIG. 44 METER

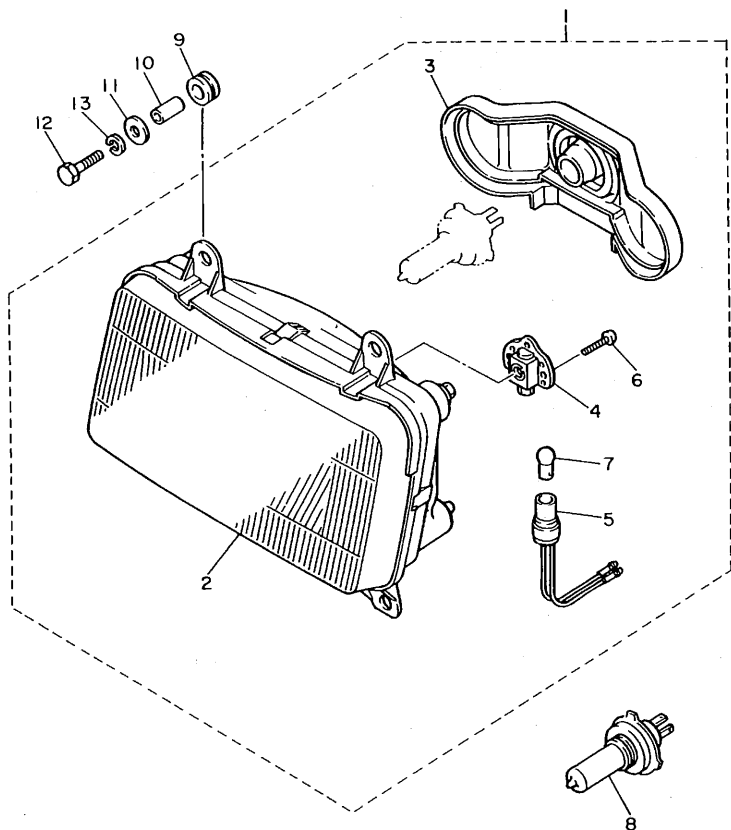


REF. NO.	PART NO.	DESCRIPTION	Q'TY	REMARKS
1	1FN-83570-F0	SPEEDOMETER ASSY	1	
2	1FN-83540-00	TACHOMETER ASSY	1	
3	1AE-83590-00	WATER TEMPERATURE ASSY	1	
4	47X-83530-00	PILOT LIGHT ASSY	1	
5	1AE-83513-00	DAMPER	2	
6	1AE-83519-00	BRACKET, meter	1	
7	584-83523-00	DAMPER	4	
8	90201-052E2	WASHER, plate	4	
9	95306-05600	NUT	4	
10	98501-03012	SCREW, pan head	3	
11	92990-03100	WASHER, spring	3	
12	1AE-83514-00	PLATE, fitting	1	
13	1AE-83520-00	SOCKET CORD ASSY	1	
14	4G1-84744-00	BULB (12V-3.4W)	8	
15	90159-03102	SCREW, with washer	6	
16	1AE-83578-00	KNOB, trip meter	1	
17	90157-02031	SCREW, pan head	1	
18	1AE-83616-00	SCREW, tapping	3	
19	1AE-83559-00	COVER, meter	1	
20	90480-14229	GROMMET	3	
21	90201-06059	WASHER, plate	3	
22	95316-06600	NUT	3	
23	11L-83550-00	SPEEDOMETER CABLE ASSY	1	



1AE110-5430

FIG. 45 HEADLIGHT

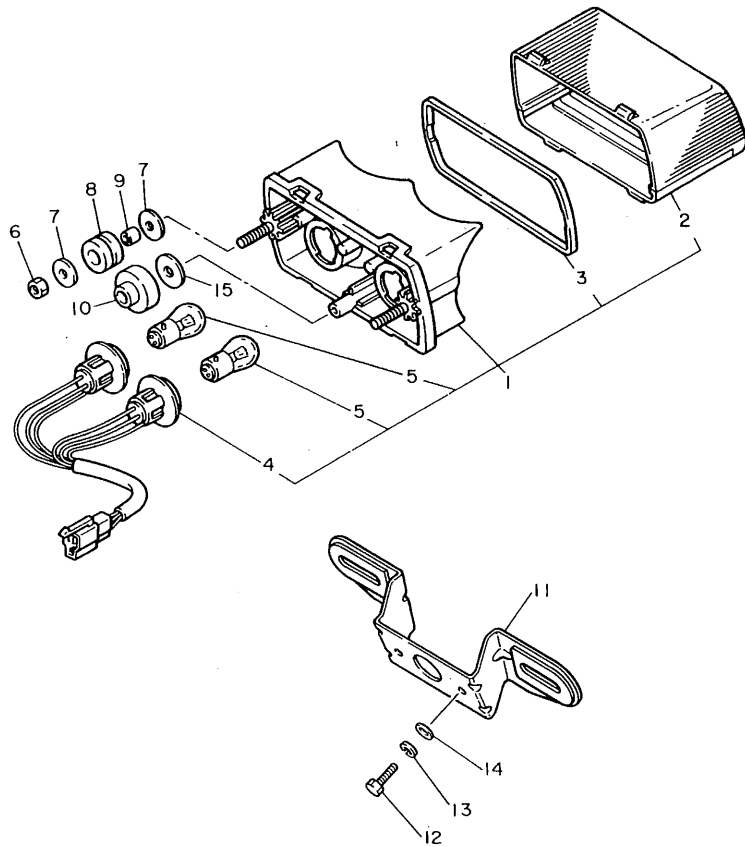


REF. NO.	PART NO.	DESCRIPTION	Q'TY	REMARKS
1	1FN-84303-G0	HEADLIGHT UNIT ASSY	1	
2	1FN-84320-G0	.LENS ASSY	1	
3	1AE-84397-A0	.COVER, socket	1	
4	1AE-8430M-00	.GEAR UNIT ASSY	1	
5	36Y-84359-00	.CORD, headlight	1	
6	97706-40616	.SCREW, tapping	2	
7	4E2-84347-00	.BULB (12V 4W)	1	
8	*	BULB (12V-60/55W)	1	LM
9	90480-14023	GROMMET	2	
10	90387-07598	COLLAR	2	
11	90201-06059	WASHER, plate	2	
12	97016-06025	BOLT	2	
13	92906-06100	WASHER, spring	2	



3KS351-9450

FIG. 46 TAILLIGHT

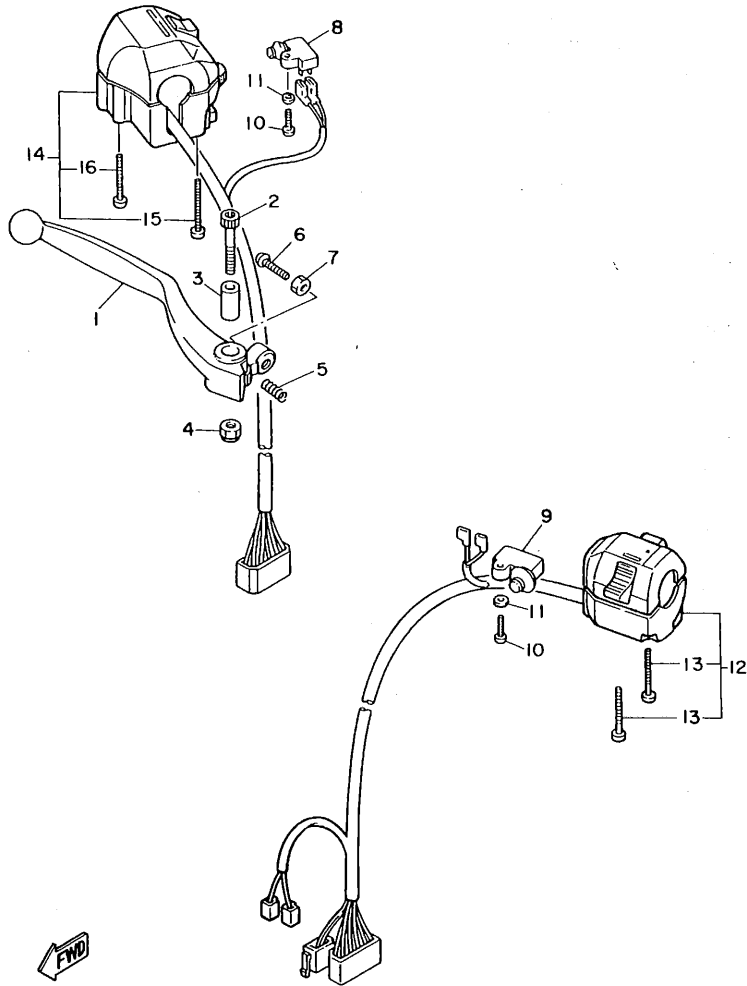


REF. NO.	PART NO.	DESCRIPTION	QTY	REMARKS
1	47X-84710-E0	TAILLIGHT UNIT ASSY	1	
2	47X-84721-00	.LENS, taillight	1	
3	47X-84723-00	.GASKET, tail lens	1	
4	47X-84735-00	.CORD ASSY	1	
5	31L-84714-00	.BULB, taillight (12V-21/5W)	2	
6	95303-06600	NUT	2	
7	90201-063J2	WASHER, plate	4	
8	90480-18276	GROMMET	2	
9	90387-060A7	COLLAR	2	
10	90480-15259	GROMMET	1	
11	2MG-84751-00	BRACKET, license	1	
12	97016-06016	BOLT	2	
13	92906-06100	WASHER, spring	2	
14	90201-06067	WASHER, plate	2	
15	92906-10200	WASHER	1	


2MG310-7450

F10

FIG. 47 HANDLE SWITCH • LEVER



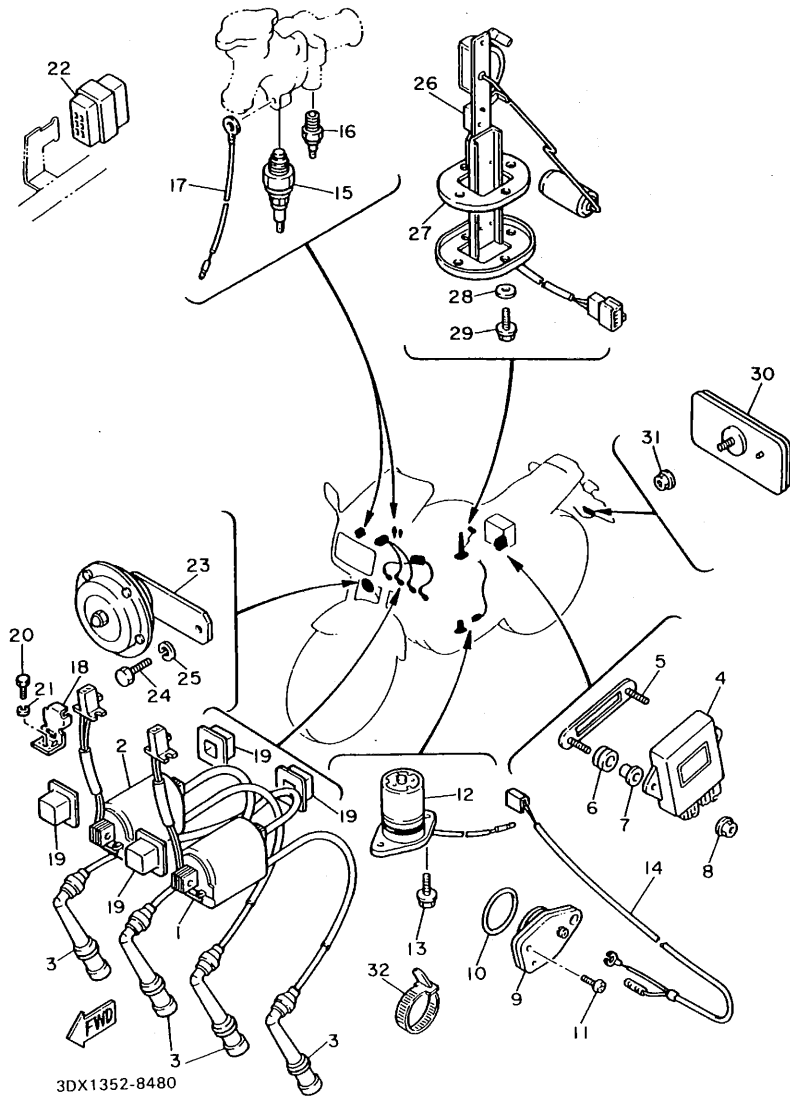
REF. NO.	PART NO.	DESCRIPTION	Q'TY	REMARKS
1	36Y-83922-00	LEVER 2	1	
2	90110-06074	BOLT, hexagon socket head	1	
3	36Y-83913-00	COLLAR, lever 1	1	
4	95616-06100	NUT, u	1	
5	90501-10312	SPRING, compression	1	
6	90149-06153	SCREW	1	
7	90170-06010	NUT	1	
8	36Y-83980-01	FRONT STOP SWITCH ASSY	1	
9	36Y-82917-00	SWITCH	1	
10	98506-04018	SCREW, pan head	2	
11	92906-04600	WASHER, plate	2	
12	1TV-83972-00	SWITCH, handle 4	1	
13	98506-05035	SCREW, pan head	2	
14	3DX-83973-00	SWITCH, handle 3	1	
15	98501-05046	SCREW, pan head	1	
16	98501-05040	SCREW, pan head	1	



1TV300-6460

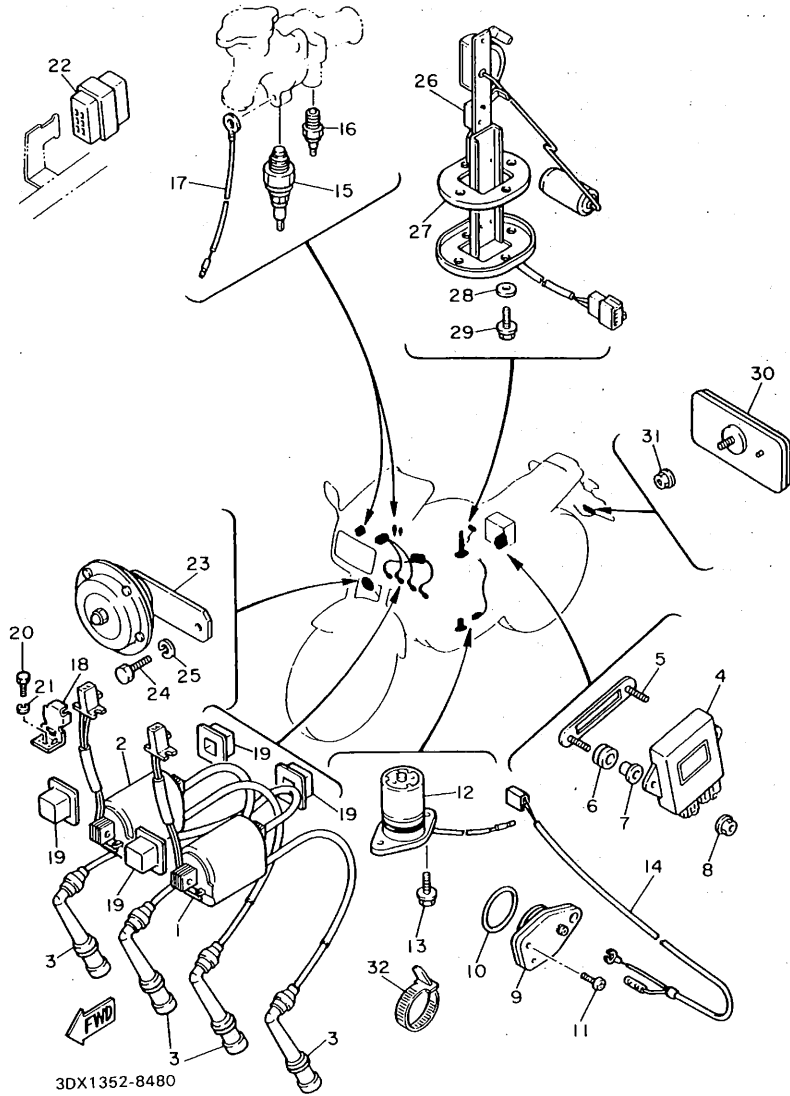
F11

FIG. 48 ELECTRICAL 1



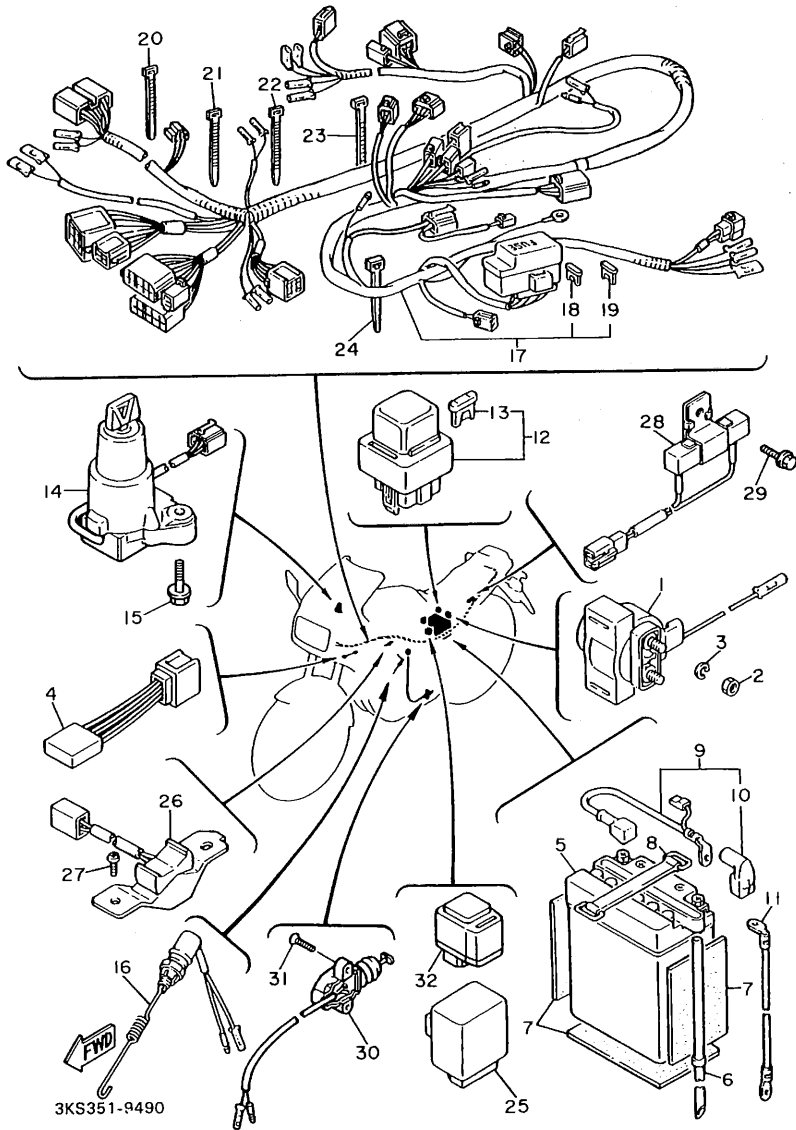
REF. NO.	PART NO.	DESCRIPTION	Q'TY	REMARKS
1	2KT-82310-10	IGNITION COIL ASSY	1	
2	2KT-82320-10	IGNITION COIL ASSY	1	
3	2KT-82370-00	PLUG CAP ASSY	4	
4	2MG-82305-10	IGNITOR UNIT ASSY	1	
5	1AE-21158-00	BRACKET	1	
6	90480-18276	GROMMET	2	
7	90387-067K8	COLLAR	2	
8	95701-06500	NUT, flange	2	
9	1AE-82540-00	NEUTRAL SWITCH ASSY	1	
10	93210-29196	O-RING	1	
11	92502-06016	SCREW, pan head	2	
12	4H7-85720-01	OIL LEVEL GAUGE ASSY	1	
13	95026-06016	BOLT, flange	2	
14	2KT-82509-00	WIRE, sub lead	1	
15	2EL-82560-00	THERMO SWITCH ASSY	1	
16	11H-83591-00	THERMO UNIT	1	
17	1VJ-82519-00	WIRE, earth lead	1	
18	2KT-82316-00	BRACKET, ignition coil	2	
19	4U8-82317-00	DAMPER, ignition coil	4	
20	97001-06012	BOLT	2	
21	92990-06100	WASHER, spring	2	
22	41R-83350-71	FLASHER RELAY ASSY	1	
23	3KS-83371-00	HORN	1	
24	97016-08016	BOLT	1	
25	92906-08100	WASHER, spring	1	
26	1AE-85752-00	SENDER UNIT ASSY, fuel meter	1	
27	2H7-85753-00	GASKET, sender unit	1	
28	90202-06010	WASHER, plate	4	

FIG. 48 ELECTRICAL 1



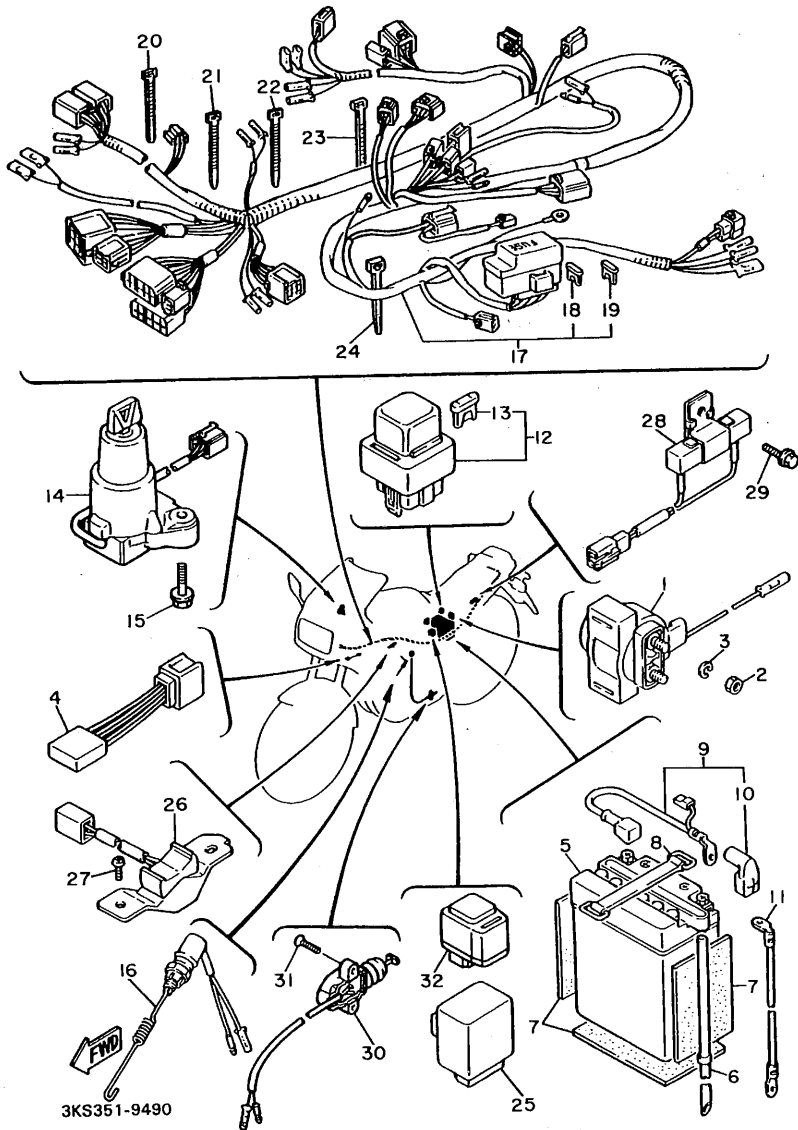
REF. NO.	PART NO.	DESCRIPTION	Q'TY	REMARKS
29	95821-06014	BOLT, flange	4	
30	3G1-85130-01	REAR REFLECTOR ASSY	1	
31	95701-05500	NUT, flange	1	
32	90464-13073	CLAMP	1	FOR HIGH-TENSION CORD

FIG. 49 ELECTRICAL 2



REF. NO.	PART NO.	DESCRIPTION	Q'TY	REMARKS
1	36Y-81940-00	STARTER SWITCH ASSY	1	
2	95303-06700	NUT	2	
3	92990-06100	WASHER, spring	2	
4	4U8-81980-M0	DIODE	1	FOR SIDE STAND SAFTY DEVISE YAMAHA
5	447-82110-78	BATTERY ASSY (FB14L-A2)	1	
6	90445-083A4	HOSE	1	
7	5Y1-82122-00	SEAT, battery	3	
8	2T4-82131-00	BAND, battery	1	
9	1TX-82115-00	WIRE, plus lead	1	
10	4X7-82119-00	COVER, lead wire	1	
11	1AE-82116-00	WIRE, minus lead	1	
12	1AE-82150-00	FUSE HOLDER ASSY	1	
13	1AE-82151-00	FUSE (12V 30A)	2	
14	3KS-82501-00	MAIN SWITCH STEERING LOCK	1	
15	90109-06614	BOLT (TORX)	2	
16	33M-82530-01	STOP SWITCH ASSY	1	
17	3KS-82590-00	WIRE HARNESS ASSY	1	
18	42X-82151-00	FUSE (10A)	4	
19	36Y-82151-00	FUSE (12V-15A)	2	
20	437-83936-10	BAND, switch cord	1	
21	90465-13169	CLAMP	1	
22	5Y9-12491-00	CLAMP 1	4	
23	341-26397-01	BAND	1	
24	12R-82591-00	BAND	5	
25	1AE-85740-01	CONTROL UNIT ASSY	1	
26	1AE-83964-00	SWITCH	1	
27	90154-05013	SCREW, binding	1	
28	3KS-85370-00	RESISTOR ASSY	1	

FIG. 49 ELECTRICAL 2



REF. NO.	PART NO.	DESCRIPTION	Q'TY	REMARKS
29	95826-06012	BOLT, flange	1	
30	2KT-82566-01	SWITCH, side stand	1	
31	90152-05016	SCREW, countersunk	2	
32	4U8-81950-02	RELAY ASSY	1	FOR SIDE STAND


INDIVIDUAL SPEC.

FOR ENGLAND

The following pages provides a listing of only the parts that meet the specifications peculiar to your market. For those parts not appearing in these pages, refer to the "GENERAL SPEC" section.

FIG. 50 ALTERNATE (METER)

REF. NO.	PART NO.	DESCRIPTION	Q'TY	REMARKS
1	1FN-83570-F0	SPEEDOMETER ASSY	*	
2	1FN-83570-G0	SPEEDOMETER ASSY	1	

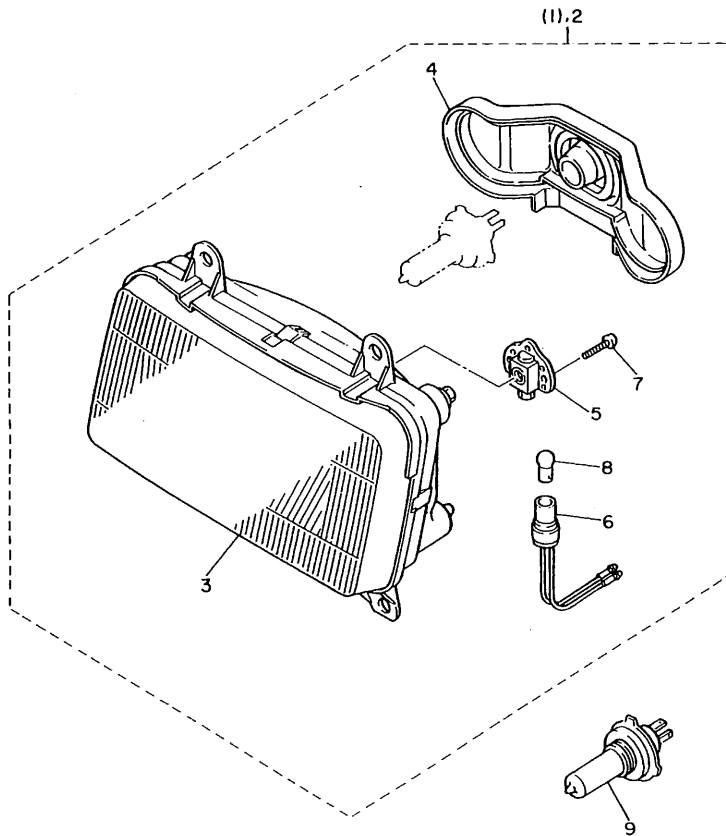


3KS300-9500

G3

FIG. 51 ALTERNATE (HEADLIGHT)

REF. NO.	PART NO.	DESCRIPTION	Q'TY	REMARKS
1	1FN-84303-G0	HEADLIGHT UNIT ASSY	*	
2	1FN-84303-E0	HEADLIGHT UNIT ASSY	1	
3	1FN-84320-E0	.LENS ASSY	1	
4	1AE-84397-A0	.COVER, socket	1	
5	1AE-8430M-00	.GEAR UNIT ASSY	1	
6	36Y-84359-00	.CORD, headlight	1	
7	97706-40616	.SCREW, tapping	2	
8	123-83516-21	.BULB (12V-3.4W)	1	
9	*	BULB (12V-60/55W)	1	LM HALOGEN



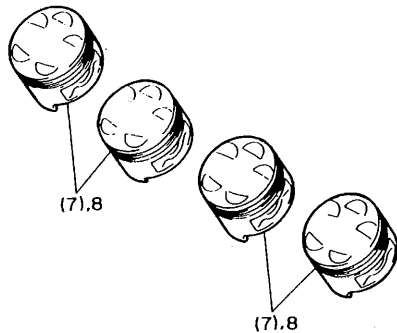
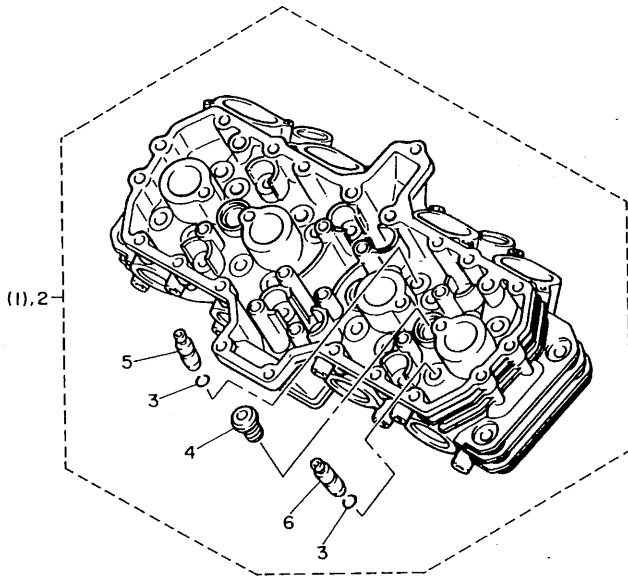
3KS300-9510

G4

FOR SWITZERLAND

The following pages provides a listing of only the parts that meet the specifications peculiar to your market. For those parts not appearing in these pages, refer to the "GENERAL SPEC" section.

FIG. 52 ALTERNATE(ENGINE)

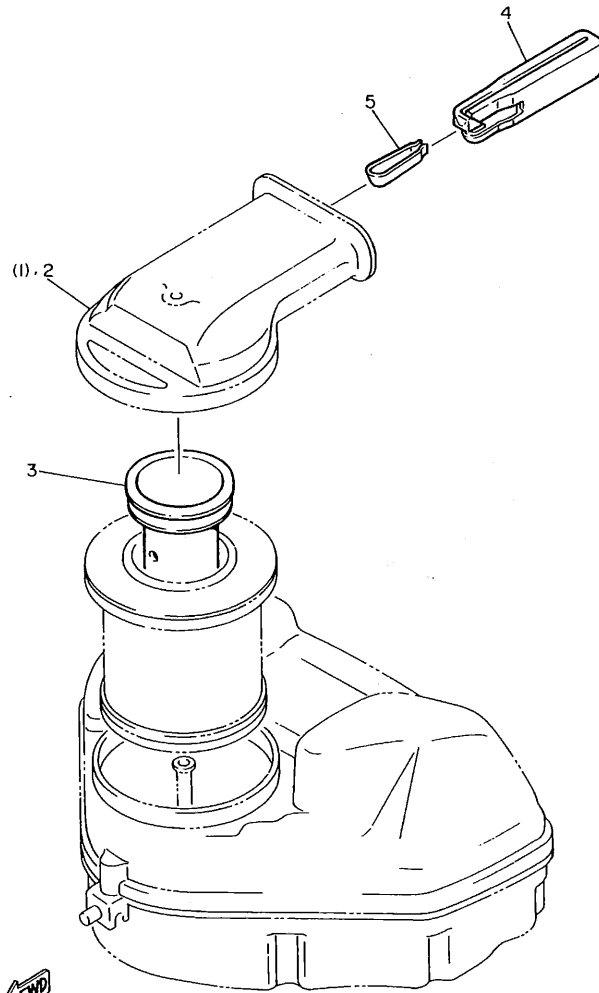


REF. NO.	PART NO.	DESCRIPTION	Q'TY	REMARKS
1	2KT-11102-00	CYLINDER HEAD ASSY	*	
2	3BV-11102-00	CYLINDER HEAD ASSY	1	
3	93440-09141	.CIRCLIP	20	
4	90340-18101	.PLUG, straight screw	4	
5	1AA-11133-10	.GUIDE, intake valve	12	
6	1AA-11134-10	.GUIDE, exhaust valve	8	
7	2MG-11631-00	PISTON (STD)	*	
	2MG-11636-00	PISTON (0.50MM O/S)	*	AP
	2MG-11638-00	PISTON (1.00MM O/S)	*	AP
8	3BV-11631-00	PISTON (STD)	4	
	3BV-11636-00	PISTON (0.50MM O/S)	4	AP
	3BV-11638-00	PISTON (1.00MM O/S)	4	AP



3KS300-9520

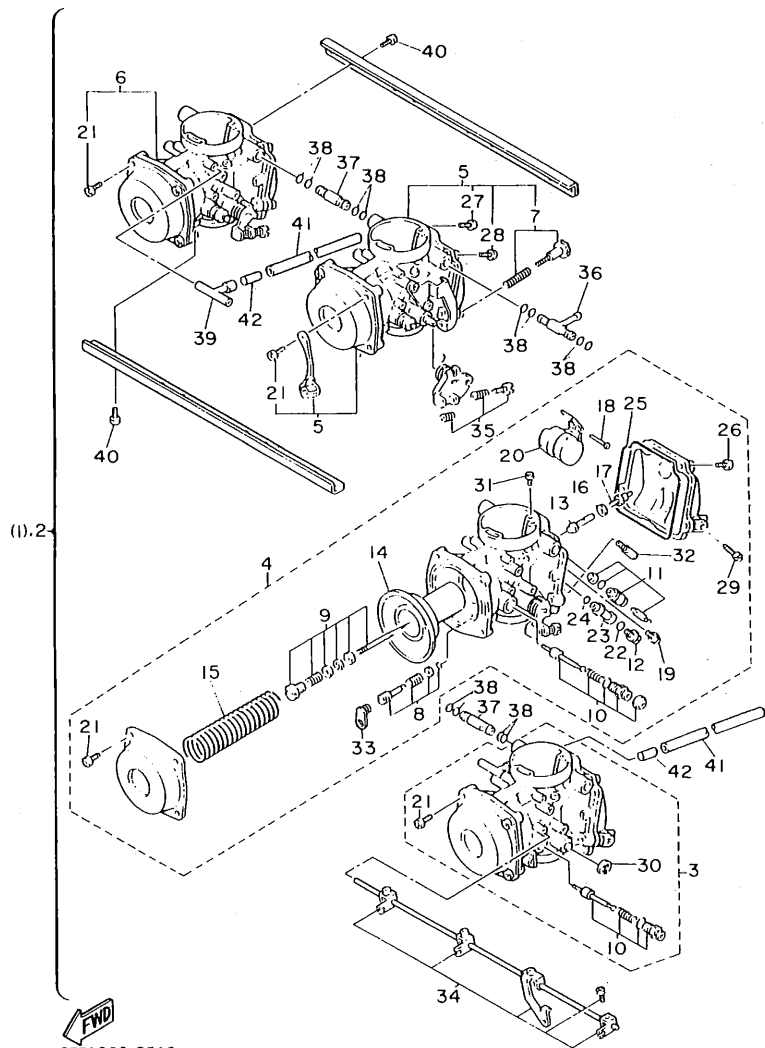
FIG. 53 ALTERNATE (INTAKE)



3FF1362-8500

REF. NO.	PART NO.	DESCRIPTION	Q'TY	REMARKS
1	1AE-14422-00	CAP, cleaner case 2	*	
2	2GH-14422-00	CAP, cleaner case 2	1	
3	2MH-14437-00	DUCT	1	
4	2MH-1441F-00	PARTITION, air cleaner case	1	
5	2AK-14487-00	SPRING	1	

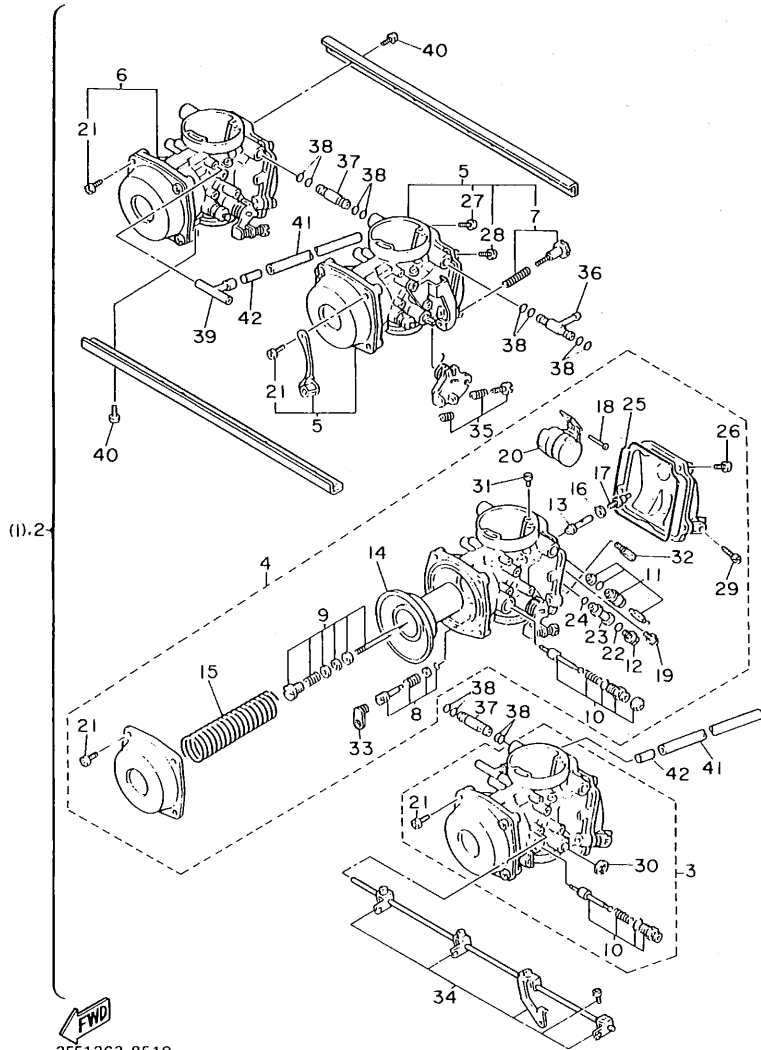
FIG. 54 ALTERNATE (CARBURETOR)



REF. NO.	PART NO.	DESCRIPTION	Q'TY	REMARKS
1	3DX-14900-00	CARBURETOR ASSY	*	
2	3BY-14900-00	CARBURETOR ASSY	1	
3	3BY-14901-00	..CARBURETOR ASSY 1	1	
4	3BY-14902-00	..CARBURETOR ASSY 2	1	
5	3BY-14903-00	..CARBURETOR ASSY 3	1	
6	3BY-14904-00	..CARBURETOR ASSY 4	1	
7	1AE-14103-00	..THROTTLE SCREW SET	1	#3
8	12R-14105-00	..PILOT SCREW SET	1	
9	1FN-1490J-00	..NEEDLE SET	1	UR #2,3
	2MG-1490J-00	..NEEDLE SET	1	UR #1,4
10	1AE-1410A-00	..STARTER SET	1	UR #1
	1FN-1410A-00	..STARTER SET	1	UR #2,3,4
11	3CF-14107-12	..NEEDLE VALVE SET	1	
12	620-1423A-69	..JET, main (#92.5)	1	UR #1,4
	620-14231-18	..JET, main (# 90)	1	UR #2,3
13	1AE-14141-92	..NOZZLE, main	1	
14	1AE-14940-00	..DIAPHRAGM ASSY	1	
15	1AE-14933-00	..SPRING, diaphragm	1	
16	137-14153-00	..WASHER, main jet	1	
17	1AE-14565-00	..SCREW	1	
18	353-14186-00	..PIN, float	1	
19	1FN-14565-00	..SCREW	1	
20	1WG-14985-00	..FLOAT	1	
21	98501-05010	..SCREW, pan head	4	
22	1AE-14227-00	..WASHER	1	
23	2LH-14261-00	..HOLDER	1	
24	1AE-14237-00	..GASKET	1	
25	1FN-14147-00	..O-RING	1	

3FF1362-8510

FIG. 54 ALTERNATE (CARBURETOR)

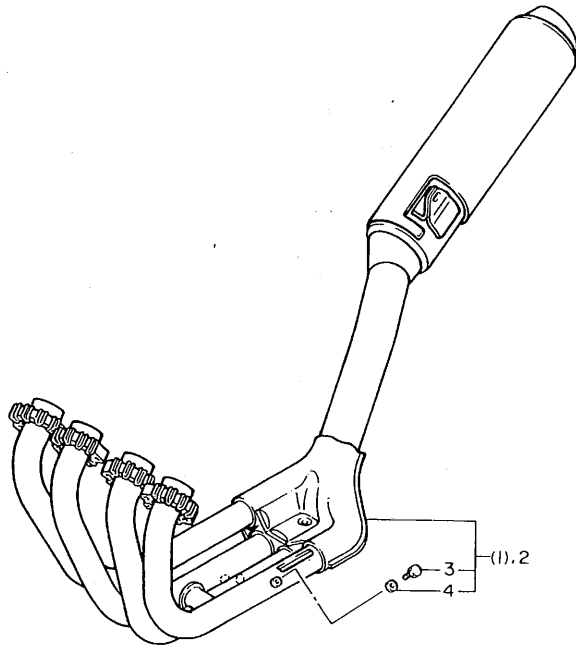


3FF1362-8510

REF. NO.	PART NO.	DESCRIPTION	Q'TY	REMARKS
26	98503-04014	..SCREW, pan head	4	#1,2,4
27	98503-04014	..SCREW, pan head	2	#3
28	98511-04016	..SCREW, pan head	2	#3
29	12R-14191-00	..PLUG, drain	1	
30	812-14137-00	..CLIP	2	#1,4
31	830-14231-25	..JET, pilot air (#125)	1	
32	3H1-14142-15	..JET, pilot (# 15)	1	
33	1HX-14991-00	..PLUG, screw	1	
34	1FN-1490L-00	..STARTER LEVER SET, 1	1	
35	1AE-1490K-00	..STOP SCREW SET	3	
36	1HX-14251-00	..NIPPLE	1	
37	16H-14251-00	..NIPPLE	2	
38	36Y-14147-00	..O-RING	12	
39	1AE-14197-00	..PIPE	2	
40	98501-05010	..SCREW, pan head	16	
41	2KT-14197-01	..PIPE	2	
42	1FN-14198-00	..GASKET	2	

FIG. 55 ALTERNATE (EXHAUST)

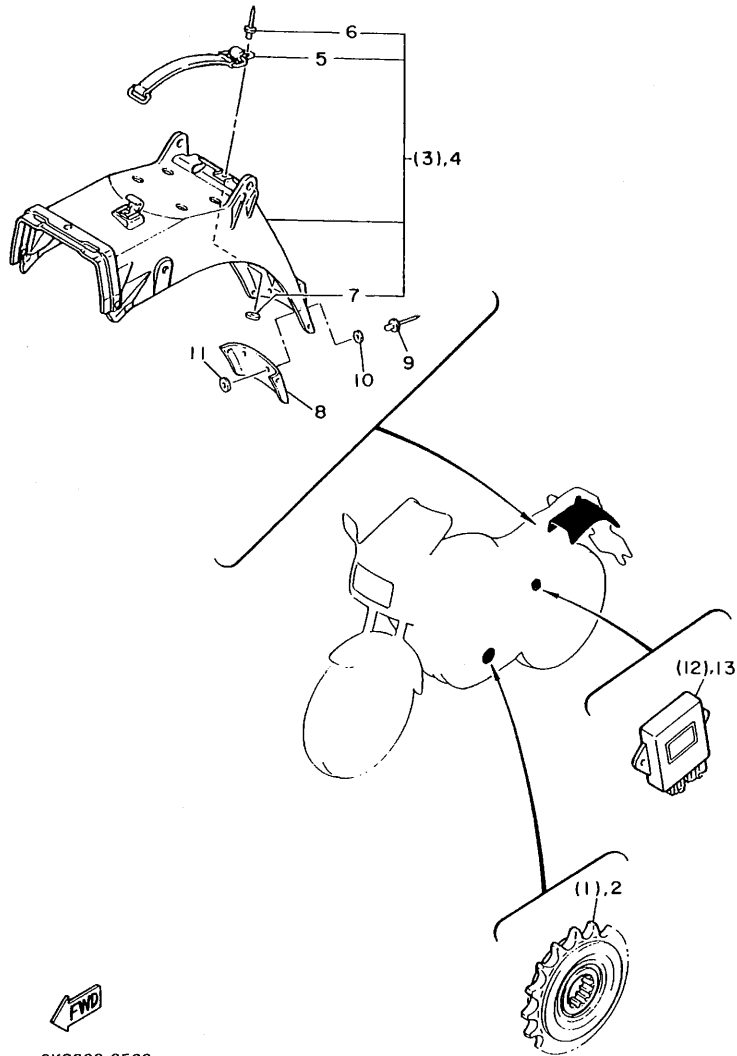
REF. NO.	PART NO.	DESCRIPTION	Q'TY	REMARKS
1	2MG-14710-00	MUFFLER ASSY 1	*	
2	2MH-14710-00	MUFFLER ASSY 1	1	
3	90101-06576	.BOLT	4	
4	92906-06600	.WASHER, plate	4	



3FF1362-8520

G10

FIG. 56 ALTERNATE (ENGINE/CHASSIS/ELECTRICAL)



3KS300-9560

REF. NO.	PART NO.	DESCRIPTION	Q'TY	REMARKS
1	1AE-17460-00	SPROCKET,drive 16t(1AE1746160)	*	
2	1AE-17460-11	SPROCKET,drive 17t	1	
3	3KS-W2161-00	REAR FENDER COMP.	*	
4	3KU-W2161-00	REAR FENDER COMP.	1	
5	36Y-21376-00	.BAND, tool	1	
6	90267-40076	.RIVET, blind	1	
7	92990-04200	.WASHER, plain	1	
8	2MH-21621-00	FLAP	1	
9	90267-40029	RIVET, blind	4	
10	90201-044A2	WASHER, plate	4	
11	90201-047A2	WASHER, plate	4	
12	2MG-82305-10	IGNITOR UNIT ASSY	*	
13	2MH-82305-10	IGNITOR UNIT ASSY	1	

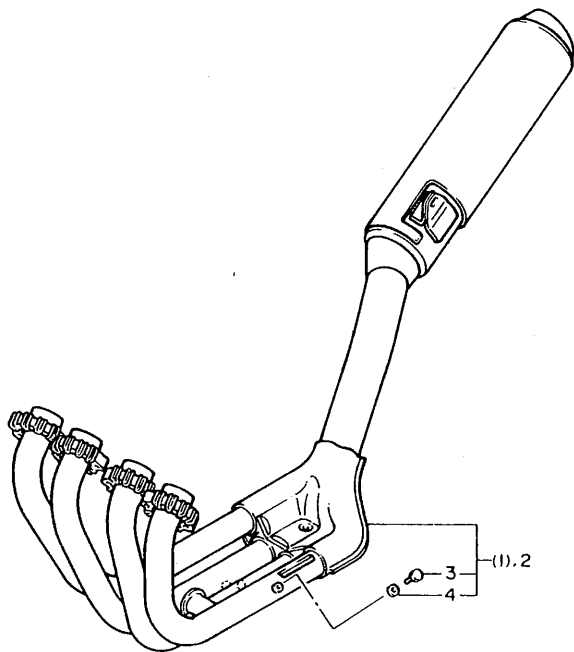
G11

FOR AUSTRIA

The following pages provides a listing of only the parts that meet the specifications peculiar to your market. For those parts not appearing in these pages, refer to the "GENERAL SPEC" section.

FIG. 57 ALTERNATE (EXHAUST)

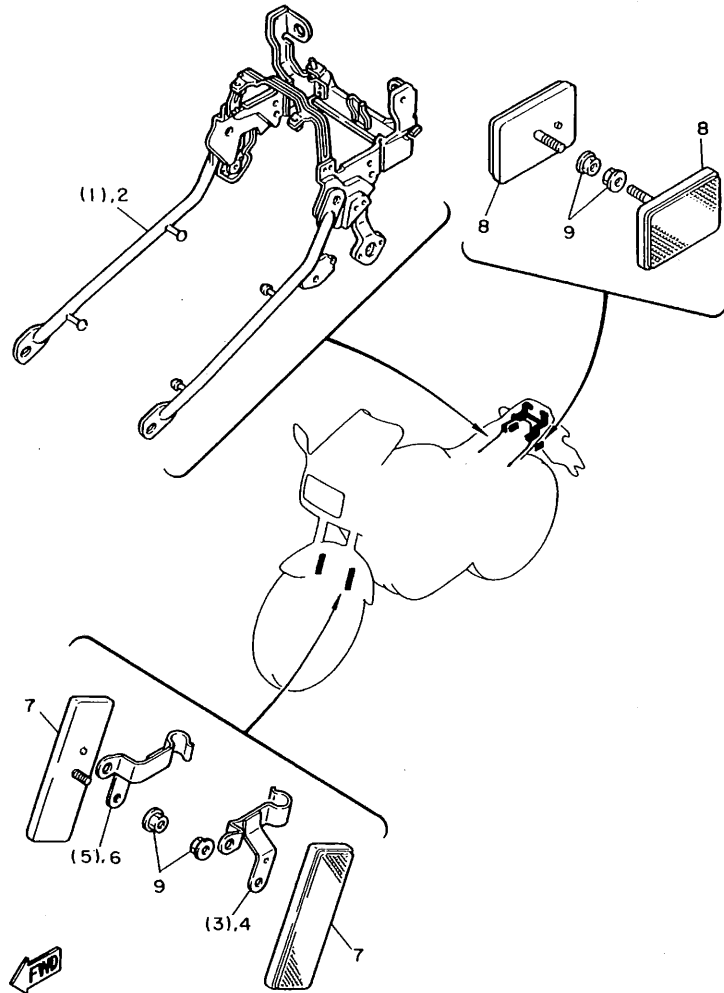
REF. NO.	PART NO.	DESCRIPTION	Q'TY	REMARKS
1	2MG-14710-00	MUFFLER ASSY 1	*	
2	2KK-14710-00	MUFFLER ASSY 1	1	
3	90101-06576	.BOLT	4	
4	92906-06600	.WASHER, plate	4	



3FF1362-8520

G13

FIG. 58 ALTERNATE (CHASSIS/ELECTRICAL)



3KS300-9580

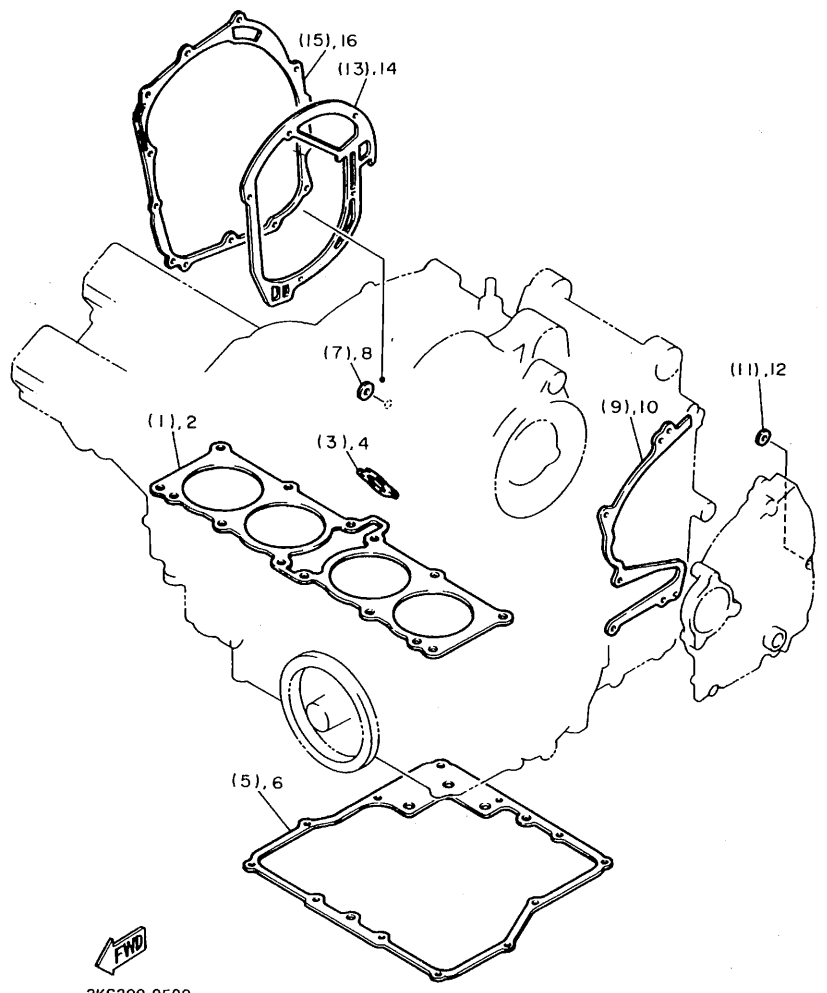
REF. NO.	PART NO.	DESCRIPTION	Q'TY	REMARKS
1	2MG-21640-00	REAR STAY COMP.	*	
2	2KT-21640-00	REAR STAY COMP.	1	
3	3KS-25875-00	HOLDER, brake hose 1	*	
4	3KT-25875-00	HOLDER, brake hose 1	1	
5	3KS-25876-00	HOLDER, brake hose 2	*	
6	3KT-25876-00	HOLDER, brake hose 2	1	
7	42X-85110-00	FRONT REFLECTOR ASSY	2	
8	23V-85110-00	FRONT REFLECTOR ASSY	2	
9	95701-05500	NUT, flange	4	

FOR SWEDEN

The following pages provides a listing of only the parts that meet the specifications peculiar to your market. For those parts not appearing in these pages, refer to the "GENERAL SPEC" section.

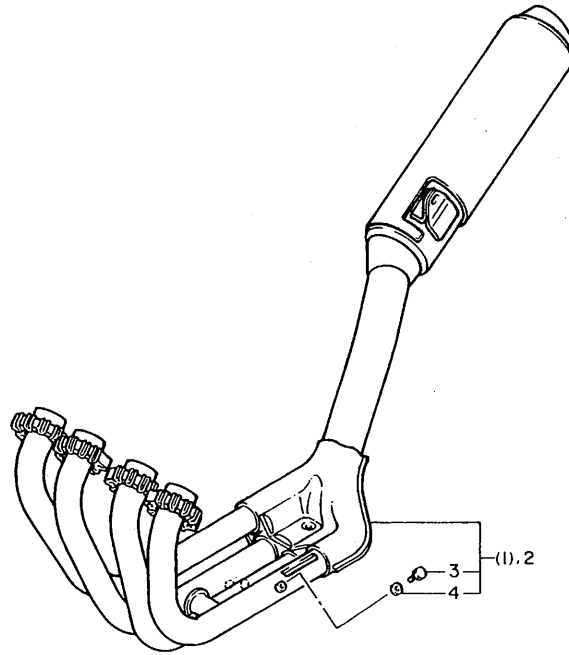
FIG. 59 ALTERNATE (ENGINE)

REF. NO.	PART NO.	DESCRIPTION	Q'TY	REMARKS
1	1AA-11351-00	GASKET, cylinder	*	
2	3KS-11351-00	GASKET, cylinder	1	
3	30X-12213-00	GASKET, tensioner case	*	
4	3KS-12213-00	GASKET, tensioner case	1	
5	1AE-13414-01	GASKET, strainer cover	*	
6	3KS-13414-00	GASKET, strainer cover	1	
7	90430-06210	GASKET	*	} FOR OIL PUMP SECTION (FIG.8)
8	90430-06203	GASKET	1	
9	1AE-15451-00	GASKET, crankcase cover 1	*	
10	3KS-15451-00	GASKET, crankcase cover 1	1	
11	1UF-15467-00	GASKET	*	
12	3KS-15467-00	GASKET	1	
13	1AE-15463-00	GASKET, carburetor cover 2	*	
14	3KS-15463-00	GASKET, carburetor cover 2	1	
15	2GH-15461-00	GASKET, crankcase cover 2	*	
16	3KS-15461-00	GASKET, crankcase cover 2	1	



3KS300-9590

FIG. 60 ALTERNATE (EXHAUST)




REF. NO.	PART NO.	DESCRIPTION	Q'TY	REMARKS
1	2MG-14710-00	MUFFLER ASSY 1	*	
2	2KK-14710-00	MUFFLER ASSY 1	1	
3	90101-06576	.BOLT	4	
4	92906-06600	.WASHER, plate	4	



3FF1362-8520

FIG. 61 ALTERNATE (METER)

REF. NO.	PART NO.	DESCRIPTION	Q'TY	REMARKS
1	47X-83530-00	PILOT LIGHT ASSY	*	
2	2KK-83530-00	PILOT LIGHT ASSY	1	



3DY1322-8550

INDEX

(GENERAL SPEC.)

NUMERICAL INDEX

PART NO.	GRID NO.	PART NO.	GRID NO.
36Y-W0041-00	E - 7	2KT-11610-00	B - 4
1AE-W0042-51	E -11	2KT-11610-20	B - 4
2GH-W0045-01	E - 2	2KT-11610-40	B - 4
26H-W0045-11	E - 5	2MG-11631-00	B - 4
1NL-W0047-00	E - 2	2KT-11633-01	B - 4
31A-W0047-00	E - 5	2MG-11636-00	B - 4
1J3-W0048-00	E - 2	2MG-11638-00	B - 4
	E - 5	2MG-11650-00	B - 4
36Y-W0048-00	C - 9	12R-11654-00	B - 4
1NL-W0057-00	E - 2	1AE-11656-00	B - 4
31A-W0057-00	E - 5	1AE-11656-10	B - 4
26H-W0098-00	C - 9	1AE-11656-20	B - 4
26H-W0099-00	E - 8	1AE-11656-30	B - 4
1AE-W1741-00	C-11	1AA-12111-01	B - 5
1AE-W1742-00	C-11	1AA-12112-01	B - 5
3KS-W2161-00	D - 2	1AA-12113-01	B - 5
1AE-W2748-00	E - 9	1AA-12114-01	B - 5
1AE-W2749-00	E - 9	2GH-12116-00	B - 5
3KS-W283E-00-4X	F - 2	1AA-12117-00	B - 5
3KS-W283E-20-GE	F - 2	1AA-12118-00	B - 5
3KS-W283F-00-4X	F - 2	33M-12119-00	B - 5
3KS-W283F-20-GE	F - 2	1AA-12121-01	B - 5
3KS-W2834-20-PO	E-13	2NK-12153-02	B - 6
2KT-Y2171-00-PO	D - 4	2NK-12153-09	B - 6
3KS-Y2171-10-AU	D - 4	1AA-12168-AO	B - 5
2KT-Y2172-00-PO	D - 4	1AA-12168-FO	B - 5
3KS-Y2172-10-AU	D - 4	1AA-12168-HO	B - 5
2KT-11102-00	B - 2	1AA-12168-KO	B - 5
2GH-1111G-00	B - 2	1AA-12168-MO	B - 5
1AA-11133-10	B - 2	1AA-12168-RO	B - 5
1AA-11134-10	B - 2	1AA-12168-UO	B - 5
1AA-1115A-01	B - 2	1AA-12168-WO	B - 5
1AE-11166-00	C - 5	1AA-12168-YO	B - 5
2KT-11181-01	B - 3	1AA-12168-00	B - 5
2GH-11182-00	B - 2	1AA-12168-20	B - 5
1TV-11191-00	B - 2	1AA-12168-40	B - 5
1AA-11193-00	B - 2	1AA-12168-60	B - 5
214-11198-01	B-13	1AA-12168-80	B - 5
1AE-11310-01	B - 3	1AA-12169-EO	B - 6
1AA-11351-00	B - 3	1AA-12169-GO	B - 6
3KS-11411-00	B - 4	1AA-12169-JO	B - 6
1AE-11416-00	B - 4	1AA-12169-LO	B - 6
1AE-11416-10	B - 4	1AA-12169-NO	B - 6
1AE-11416-20	B - 4	1AA-12169-TO	B - 6
1AE-11416-30	B - 4	1AA-12169-10	B - 5
1AE-11416-40	B - 4	1AA-12169-30	B - 5
36Y-11456-00	C - 8	1AA-12169-50	B - 5
3GM-11474-00	C - 8	1AA-12169-70	B - 5

NUMERICAL INDEX

PART NO.	GRID NO.	PART NO.	GRID NO.	PART NO.	GRID NO.	PART NO.	GRID NO.
3KS-13417-00	B - 5	1AA-12169-90	B - 5	3KS-13417-00	B -13	1FN-1490L-00	C - 3
36Y-13441-00	B - 7	1AE-12171-00	B - 7	36Y-13441-00	B -13	3DX-14900-00	C - 2
1AE-13447-00	B - 7	4G0-12176-01	B - 7	1AE-13447-00	B -13	3DX-14901-00	C - 2
3GM-13454-00	B - 7	1UF-12181-00	B - 4	3GM-13454-00	B -12	3DX-14902-00	C - 2
11H-13455-00	B - 7	1WG-12210-00	B - 4	11H-13455-00	B -13	3DX-14903-00	C - 2
3KS-13490-00	B - 7	30X-12213-00	B - 4	3KS-13490-00	B -13	3DX-14904-00	C - 2
1AE-13575-00	B - 7	2GH-12241-00	B - 4	1AE-13575-00	B -14	1FN-14918-00	C - 3
2KT-13586-01	B - 7	1AE-12251-00	B - 4	2KT-13586-01	B -14	1AE-14933-00	C - 2
2KT-13596-01	B - 7	2GH-12252-00	B - 4	2KT-13596-01	B -14	1AE-14940-00	C - 2
2LM-13597-00	B - 9	1AE-12405-00	B - 4	2LM-13597-00	B -14	1WG-14985-00	C - 2
1AE-13907-00	B - 9	1AE-12410-00	B - 4	1AE-13907-00	B -14	1HX-14991-00	C - 3
1AE-1410A-00	B - 9	1AE-12417-02	B - 4	1AE-1410A-00	C - 2	3KS-15100-01	C - 5
1FN-1410A-00	B - 8	1UF-12421-01	B - 4	1FN-1410A-00	C - 2	2GH-15123-00	B-11
1AE-14103-00	B - 8	1AE-12422-01	B - 5	1AE-14103-00	C - 2	1J7-16384-00	C - 9
12R-14105-00	B - 8	11H-12438-00	B - 5	12R-14105-00	C - 2	2GH-15133-00	B-11
3CF-14107-12	B - 8	1AE-12439-00	B - 5	3CF-14107-12	C - 2	4H7-15138-00	C - 5
812-14137-00	B - 2	1AE-1244E-00	B - 5	812-14137-00	C - 3	4K0-15189-00	C - 6
1AE-14141-92	B - 8	1UF-12450-00	B - 5	1AE-14141-92	C - 2	1AE-15316-00	C - 7
3H1-14142-15	C-15	1AE-1246A-00	B - 5	3H1-14142-15	C - 3	1AE-15346-00	C - 7
1FN-14147-00	C - 2	1AE-1246E-00	C-15	1FN-14147-00	C - 2	2H7-15361-00	C - 5
36Y-14147-00	C - 3	1AE-1246F-00	C-15	36Y-14147-00	C - 3	3F9-15362-00	C - 5
1AE-15381-00	C - 2	1AE-12471-01	B - 9	1AE-15381-00	C - 2	1AE-15381-00	C - 8
1AE-15383-00	C - 2	1AE-12462-00	B - 9	1AE-15383-00	C - 2	1AE-15383-00	C - 6
3KS-15410-00	C - 3	2KT-12467-00	B - 9	3KS-15410-00	C - 3	1AE-17251-00	C - 7
2KT-15416-00	C - 3	3DX-12469-00	B - 8	2KT-15416-00	C - 3	1TV-17261-00	C - 7
1TV-15417-00	C - 3	1AE-12481-00	B - 8	1TV-15417-00	C - 3	278-17424-01	C - 12
2GH-15421-00	C - 2	1AE-12482-00	B - 8	2GH-15421-00	C - 2	1AE-17460-00	C - 7
3GM-15427-00	C - 2	1AE-12483-00	B -10	3GM-15427-00	C - 2	1AE-18101-00	C - 7
1TV-15435-00	C - 2	1AE-12484-00	B -10	1TV-15435-00	C - 2	1AE-18110-01	C - 7
1AE-15449-00	C - 3	5Y9-12491-00	D-12	1AE-15449-00	C - 3	1AE-18112-00	C - 7
1AE-15451-00	C - 2		F -14	1AE-15451-00	C - 2	132-18113-01	C - 7
1AE-15456-00	C - 3	1AA-12535-00	B - 9	1AE-15456-00	C - 3	22N-18113-00	C - 7
2GH-15461-00	C - 3	1AE-12576-00	B - 9	2GH-15461-00	C - 3	1AE-18115-00	C - 7
1AE-15463-00	C - 2	1AE-12577-00	B - 9	1AE-15463-00	C - 2	4G0-18127-00	C - 7
1UF-15467-00	B -14	1AE-12590-00	B - 9	1UF-15467-00	B -14	36Y-18140-00	C - 7
4H7-15486-00	B -14	11H-12675-00	B - 9	4H7-15486-00	B -14	2H9-18154-00	C - 7
3GM-15512-00	B -14	1AE-1316E-00	B -11	3GM-15512-00	B -14	1AE-18511-00	C - 8
3GM-15517-00	B -14	3GM-13161-00	B -11	3GM-15517-00	B -14	1AE-18512-00	C - 8
3GM-15519-00	B -14	2AE-13171-01	B -11	3GM-15519-00	B -14	1AE-18513-00	C - 8
51Y-15521-00	B -14	3GM-13181-00	B -11	51Y-15521-00	B -14	12R-18531-00	C - 8
3GM-15522-00	D - 4	2GH-13191-00	B -11	3GM-15522-00	D - 4	1AE-18536-00	C - 8
3GM-15524-00	C - 2	1AE-13300-00	B -11	3GM-15524-00	C - 2	1AE-18540-01	C - 8
3GM-15580-00	C - 2	2GH-13329-00	B -11	3GM-15580-00	C - 2	278-18542-00	C - 8
1J7-15583-01	C - 4	36Y-13340-00	B -13	1J7-15583-01	C - 4	278-18566-00	C - 8
3GM-15689-00	C - 4	1AE-13411-00	B -11	3GM-15689-00	C - 4	3DX-21110-00-MA	C - 8
1TV-16150-01	C - 2	3KS-13412-00	B -11	1TV-16150-01	C - 2	2KT-21140-01-MA	C - 9
1AE-16154-00	C - 2	1AE-13414-01	B -13	1AE-16154-00	C - 2	2KT-21150-00-MA	C - 9
4H7-16155-01	C - 3	3GM-13416-00	B -13	4H7-16155-01	C - 3	1AE-21158-00	C - 8



NUMERICAL INDEX

PART NO.	GRID NO.	PART NO.	GRID NO.	PART NO.	GRID NO.
36Y-21245-00	D- 4	2KT-23111-00	D-11	1AE-24192-01	D-12
3Y1-21279-00	E- 14	1W4-23114-L0	D-10	3KS-24244-20	D-12
26H-21308-00	D- 3		D-11	3KS-24246-00	D-12
1AE-21315-00	C-15	4H7-23119-00	D-10	1AE-24311-01	D-12
1AE-21316-00	C-15	3KS-23125-00	D-10	1AE-24312-00	D-13
36Y-21376-00	D- 2	3KS-23126-00	D-10	1AE-24366-00	D-13
34M-2139X-00	D-14	1AE-23128-00	D-11	26H-24500-00	D-12
1AE-21459-00	C-15	1WG-23128-00	D-11	214-24512-00	D-12
4X7-2149Y-00	B-14	122-23129-00	D-10	1FK-24560-00	D-13
1AE-21511-00-GE	D- 2	3KS-23136-00	D-10	1TV-24602-02	D-13
1AE-21511-00-7M	D- 2	2KT-23141-00	D-10	51X-24705-00	D-14
1AE-21512-00	D- 2		D-11	47X-24718-01	D-14
1A8-21518-00	D- 2	1AE-23144-00	D-10	47X-24728-01	D-14
1AE-21556-00-GE	D- 2	1AE-23145-00	D-10	1AE-24730-00	D-14
1AE-21556-00-7M	D- 2	1AE-23149-00	D-10	1AE-24731-00	D-14
3KS-21596-00	D- 2		D-11	2MG-2474F-00	D- 3
36Y-21629-00	D- 2	2KT-23149-00	D-10	22W-24741-00	D-14
2MG-21639-00	D- 2		D-11	29L-24742-50	D-14
2MG-21640-00	D- 3	26H-23156-00	D-10	1AE-24748-00	D-14
2KT-21649-00	D- 3	1AE-23157-00	D-10	4K0-24748-00	D-14
2MG-21651-00-GE	D- 3		D-11	1TV-24773-00	D- 3
2MG-21651-00-7M	D- 3	509-23158-L0	D-10	47X-24776-00	D-14
2KT-21688-00	D- 3		D-11	47X-2478F-00	D-14
3KS-2173E-20	D- 4	2KT-23168-00	D-10	1FN-24791-00-GE	D-14
3KS-2173L-00	D- 4		D-11	1FN-24791-00-7M	D-14
3KS-2173F-20	D- 4	1AE-2317E-00	D- 9	1AE-24796-00	D-14
3KS-2174L-00	D- 4	3KS-23170-00	D-10	341-25149-00	D-15
3KS-21737-20	D- 4		D-11	3CV-25168-00-UA	D-15
3KS-21782-00	D- 4	2YK-23173-00	D-10	3CV-25168-00-WG	D-15
1AE-21871-00	D- 4		D-11	47X-25181-00	D-15
26H-21874-00	D- 5	278-23181-50	D-10	2GH-25190-00	D-15
26H-21875-00	D- 5		D-11	3KS-25338-00-UA	E- 3
2KT-22110-00	D- 6	1AE-23340-00	D-11	3KS-25338-00-WG	E- 3
36Y-22127-00	D- 6	4H3-23415-00	D- 9	1UF-25364-00	E- 3
36Y-22128-00	D- 6	26H-23418-01	D- 9	1AE-25366-00	E- 3
1AE-22141-00	D- 6	1AE-23435-00-98	D- 9	1AE-25371-00	E- 4
2KT-22151-00	D- 6	2H9-23469-00	E- 6	1AE-25381-00	E- 4
2KT-2217A-00	D- 6	3KS-24110-00-04	D-12	46X-25388-01	E- 3
2KT-2217M-00	D- 6	3KS-24110-00-02	D-12	36Y-25389-00	E- 3
36Y-22184-00	D- 6	1AE-24117-00	D-12	29L-25398-00	D-15
2KT-22210-00	D- 8	1AE-24181-01	D-12		E- 3
29L-22311-00	D- 6	1AE-24182-00	D-12	29L-25398-10	D-15
2KT-22321-00	D- 6	1AE-24183-00	D-12		E- 3
3KS-23102-00	D-10	3Y6-24183-00	D-12	29L-25398-20	D-15
3KS-23103-00	D-10	47X-24183-00	D-12		E- 3
3KS-23110-00	D-10	12R-24186-00	D-12	1UF-25412-00	E- 3
	D-11	47X-24186-00	D-12	1UF-25443-20-33	E- 3
2KT-23111-00	D-10	1AE-24191-01	D-12	2GH-25810-01	E- 2

NUMERICAL INDEX

PART NO.	GRID NO.	PART NO.	GRID NO.	PART NO.	GRID NO.
2GH-25810-11	E- 2	2KT-26330-00	E- 6	2KT-2835G-00-AU	E-13
2KT-25810-51	E- 5	5H0-26393-00	E- 6	3JJ-2835Y-00	E-13
1AE-25819-51	E- 5	341-26397-01	F-14	3JJ-2835Y-10	E-13
1FK-25827-00	E- 5	3BV-26450-00	E- 8	2KT-28356-00	E-14
1FK-25828-00	E- 5	1FK-26452-01	E- 8	1AE-28357-00	E-14
3CV-25830-00	E- 2	1AE-26454-00	E- 8	1AE-2836K-00	E-14
2KT-25831-00	E- 5	26H-26455-00	E- 8	1AE-2836L-00	E-14
1KT-25836-00	E- 2	26H-26464-00	E- 8	2KT-2836M-00-GE	F- 3
51J-25836-00	E- 5	1AE-26467-00	E- 8	2KT-2836M-00-7M	F- 3
341-25846-00	D-15	1AE-26470-00	E- 8	3KS-2836V-10	F- 2
1AE-25850-51	E-11	1AE-27211-00	E-11	3KS-2836V-20	F- 2
36Y-25850-01	E- 7	31A-27222-00	E-11	3KS-2836W-10	F- 2
2GU-25852-50	E-12	1AE-27252-00	E-11	3KS-2836W-20	F- 2
36Y-25852-01	E- 7	1AE-27254-00	E-11	1AE-28363-00	E-13
36Y-25854-00	E- 7	2KT-27311-00	E- 9	1AE-28365-00	E-14
360-25854-00	E-12	2KT-27315-00	E- 9	1AE-2837J-00	E-14
2GU-25855-00	E-12	1TX-27351-00	E- 9	1AE-28371-00	E-13
4L0-25862-00	E- 7	2KT-2741L-00	E- 9	1AE-28372-00	E-13
	E- 8	2KT-27410-00	E- 9	2KK-28381-00	E-13
	E- 7	2GH-27413-00	E- 9	2KT-28396-00	F- 2
	E- 7	2H7-27414-00	E-10	2KT-28397-00	F- 2
	E-11	2KT-2742L-00	E-10	1FN-2840F-00	D-14
	E- 7	2KT-27420-00	E- 9	2KT-2848K-00	D- 2
	E-11	1HX-27431-00	E- 9	2KT-81600-54	F- 4
	E- 7	1HX-27437-00	E- 9	2KT-81604-50	F- 4
	E- 7		E-10	3FV-81619-00	F- 4
	E- 7	1HX-27441-00	E-10	2KT-81634-50	F- 4
	E-12	2KT-28100-00	D- 3	36Y-81638-50	F- 4
	E-12	4K5-2814E-10	D- 3	2KT-81642-50	F- 4
	D- 2	4K5-28186-00	D- 2	36Y-81643-30	F- 4
	F- 2	3KS-28328-00	F- 2	36Y-81643-50	F- 4
	F- 2	3KS-28328-20	F- 2	2KT-81645-50	F- 4
	E- 5	3KS-28338-00	F- 2	36Y-81645-30	F- 4
	E- 2	3KS-28338-20	F- 2	2GH-81660-52	F- 4
	E- 5	1AE-2834E-00	E-13	2KT-81670-11	F- 5
	E- 6	1AE-2834F-00	E-13	2KT-81675-50	F- 4
	E- 6	2KT-2834G-00	F- 2	3KS-81800-02	F- 6
	E- 6	2KT-2834H-00	F- 2	2KT-81815-00	F- 6
	E- 6	1AE-2834V-00	E-14	3HE-81826-00	F- 6
	E- 6	3KS-2834V-00	E-13	3KS-81840-00	F- 6
	E-14	3KT-2834V-00-PO	E-13	11H-81844-00	F- 6
	E-14	3KT-2834W-00-PO	E-13	26H-81847-00	F- 6
	E-14	3KS-2834W-00	E-13	36Y-81910-50	F- 4
	E-14	3KS-2834X-20	E-13	36Y-81940-00	F-14
	E-14	1AE-28346-00	E-14	4U8-81950-02	F-15
	E- 6	47X-28346-00	E-13	36Y-81970-50	F- 4
	E- 6	1AE-28347-00	E-14	36Y-81972-50	F- 4
	E- 6	1AE-28348-00	E-14	4U8-81980-M0	F-14

NUMERICAL INDEX

PART NO.	GRID NO.	PART NO.	GRID NO.	PART NO.	GRID NO.
447-82110-78	F-14	1AE-83559-00	F-8	90105-10316	E-10
1TX-82115-00	F-14	1FN-83570-F0	F-8	90105-10363	E-5
1AE-82116-00	F-14	1AE-83578-00	F-8	90105-10423	C-15
4X7-82119-00	F-14	1AE-83590-00	F-8	90105-10451	D-6
5Y1-82122-00	F-14	11H-83591-00	F-12	90105-12382	D-8
2T4-82131-00	F-14	1AE-83616-00	F-8	90109-065A8	B-7
1AE-82150-00	F-14	1AE-83912-00	E-8	90109-065A9	C-13
1AE-82151-00	F-14	36Y-83913-00	F-11	90109-06614	F-14
36Y-82151-00	F-14	36Y-83922-00	F-11	90109-067A0	E-8
42X-82151-00	F-14	437-83936-00	F-14	90109-06746	B-2
2MG-82305-10	F-12	1AE-83964-10	F-14	90109-083E0	E-9
2KT-82310-10	F-12	1TV-83972-00	F-11	90109-085A4	E-5
2KT-82316-00	F-12	3DX-83973-00	F-11	90109-086A0	D-12
4U8-82317-00	F-12	36Y-83980-01	F-11	90109-08718	E-2
2KT-82320-10	F-12	1AE-8430M-00	F-9	90109-10474	E-9
2KT-82370-00	F-12	1FN-84303-G0	F-9	90110-05079	F-2
3KS-82501-00	F-14	1FN-84320-G0	F-9	90110-05112	D-13
2KT-82509-00	F-12	4E2-84347-00	F-9	90110-06074	F-11
1VJ-82519-00	F-12	36Y-84359-00	F-9	90110-06078	F-2
33M-82530-01	F-14	1AE-84397-A0	F-9	90110-06083	E-13
1AE-82540-00	F-12	47X-84710-E0	F-10	90110-06142	B-10
2EL-82560-00	F-12	31L-84714-00	F-10	90110-08152	C-15
2KT-82566-01	F-15	47X-84721-00	F-10	90110-08177	C-8
3KS-82590-00	F-14	47X-84723-00	F-10	90116-06466	B-2
12R-82591-00	F-14	47X-84735-00	F-10	90116-09458	C-5
36Y-82917-00	F-11	4G1-84744-00	F-8	90116-09500	C-5
1VU-83310-00	F-7	2MG-84751-00	F-10	90116-09501	C-5
306-83311-40	F-7	3G1-85130-01	F-13	90116-09538	C-5
1VU-83320-00	F-7	3KS-85370-00	F-14	90116-10482	E-3
51J-83330-00	F-7	4H7-85720-01	F-12	90119-06061	C-15
1VU-83332-00	F-7	1AE-85740-01	F-14	90119-06097	D-4
51L-83332-01	F-7	1AE-85752-00	F-12	90119-06108	D-2
51J-83340-00	F-7	2H7-85753-00	F-12	90149-03132	E-6
1VU-83342-00	F-7	90101-06576	C-4	90201-06643	F-3
51L-83342-01	F-7	90101-10659	D-8	90201-06778	D-12
41R-83350-71	F-12	90101-12673	D-6	90201-08083	D-3
18G-83365-00	F-7	90105-06153	B-2	90201-08085	F-11
2MG-83368-00	F-7	90105-06362	B-2	90201-096J9	D-14
2MG-83369-00	F-7	90105-06399	D-2		E-9
3KS-83371-00	F-12	90105-07342	B-7	90201-10118	E-13
1AE-83513-00	F-8	90105-08321	E-4		C-6
1AE-83514-00	F-8	90105-09373	C-5	90151-06014	F-15
1AE-83519-00	F-8	90105-09555	C-5	90152-05016	C-7
1AE-83520-00	F-8	90105-09580	C-5	90152-06014	E-14
584-83523-00	F-8	90105-10042	C-15	90154-05008	E-14
47X-83530-00	F-8	90105-10056	C-15	90154-05013	E-14
1FN-83540-00	F-8	90105-10170	C-15		F-14
11L-83550-00	F-8	90105-10308	E-2	90157-02031	F-8
				90157-05079	E-9

NUMERICAL INDEX

PART NO.	GRID NO.	PART NO.	GRID NO.	PART NO.	GRID NO.
90159-03102	F-8	90201-14222	D-6	90387-07037	B-9
90159-06033	D-4	90201-150H2	C-10	90387-07598	F-9
90159-06042	D-3	90201-15238	D-15	90387-100T8	D-6
90159-06056	D-5	90201-160F6	E-4	90387-10636	E-10
	E-12	90201-200K3	C-11	90387-114K8	C-14
90159-06084	D-6	90201-21608	B-13	90387-124L0	D-8
90159-06123	C-9	90202-05180	F-2	90387-126T1	D-6
	F-11		F-3	90387-127H0	D-8
90170-06289	C-14	90202-05193	D-12	90387-15550	D-15
90170-10219	E-3	90202-06010	F-12	90387-170J6	E-4
90170-20327	C-9	90202-07015	D-14	90387-173M5	E-3
90171-16024	E-4		E-13	90387-177K0	E-3
90179-05523	F-3	90202-26142	D-9	90387-177K1	E-3
90179-06500	C-4	90206-12074	C-14	90387-203M7	C-11
	E-13	90209-06096	C-7	90387-204M1	C-11
90179-08327	B-4	90209-06174	B-14	90387-253M6	C-11
90179-09489	B-2	90209-11262	B-2	90387-253M9	C-11
90179-10247	C-15	90209-22191	C-11	90387-263M8	C-11
90179-18020	C-12	90209-25196	C-11	90387-284M0	C-11
90179-22455	D-9	90215-08115	C-14	90401-10095	E-7
90179-25495	D-9	90215-20231	C-9	90401-10096	B-11
90183-05024	F-2	90215-21022	C-12		E-7
90185-10037	E-9	90240-08013	E-11		E-8
90185-12072	D-8	90267-40076	D-2		E-11
90185-14070	D-6	90338-07180	D-2	90413-07007	B-15
90201-052E2	F-8	90338-09012	E-7	90430-06014	B-2
90201-06059	F-8		E-8		B-3
	F-9	90338-15110	D-3		B-8
	F-10	90338-23172	C-15		B-14
	B-12	90340-14079	C-6	90430-06210	B-12
	D-2	90340-18101	B-2	90430-10188	B-11
	F-10	90384-18157	D-8	90445-083A4	F-14
	C-13	90387-05383	C-5	90445-091E9	B-9
	E-11	90387-060A7	B-14	90445-10366	D-13
	D-11		D-4	90445-11150	B-14
	D-11	90387-060N3	F-10	90445-112E0	B-15
	B-2	90387-06022	D-12	90445-11262	B-15
	C-5	90387-06033	D-2	90445-113F8	B-15
	E-7	90387-061F9	B-9	90445-127A8	B-14
	E-8	90387-064H8	E-13	90445-327A9	B-9
	E-11		E-9	90446-09246	D-5
	D-6	90387-064L2	E-10	90460-12256	B-14
	D-8	90387-066H4	D-2	90460-38285	B-9
	E-10	90387-06648	E-13	90460-58015	B-14
	C-14	90387-06681	D-2	90462-08158	C-6
	C-14	90387-067K8	D-7	90462-08184	C-6
	D-6	90387-067N5	F-12	90464-13073	F-13
			F-2	90464-30040	B-15

NUMERICAL INDEX

PART NO.	GRID NO.	PART NO.	GRID NO.	PART NO.	GRID NO.
90464-60067	E - 6	90508-10514	C-14	92906-04600	F -11
97701-40510	D - 3	90508-26681	C-13	92906-06100	D - 2
97706-40616	F - 9	90508-32682	C-14		E - 7
90465-08076	B-13	90560-08237	D - 3		E - 8
90465-08280	C - 6	90560-12191	C-14		E-14
90465-13169	F-14	90560-15255	D-15		F - 9
90467-08003	B - 9	90560-25270	C - 9		F-10
	D - 5	91026-06020	C-14	92906-06200	E-14
90467-09006	D-13	91311-05010	D-13	92906-06600	C - 4
90467-10008	B-15	91311-08050	C-15	92906-08100	E-14
90467-10091	D-13	91316-06012	B - 8		F-12
90467-11044	D-13		B-10	92906-10200	F-10
90467-14015	C - 5		E-14	92990-03100	F - 8
90467-14057	E-12	91316-06016	E - 6	92990-04200	D - 2
90467-15054	C - 5	91316-06020	B-14	92990-06100	D - 6
90468-10050	D-14	91316-06025	E - 7		D-12
90480-01401	D - 4		E - 8		D-13
90480-01430	E-14	91316-06050	B-11		E-11
90480-01438	B - 9	91316-08030	D - 9		E-12
90480-10190	D - 4		E - 6		F - 7
90480-10334	D - 4	91316-10030	E - 9		F-12
90480-13163	E-13	91401-20015	E - 4		F-14
90480-13398	F - 2		E - 9	92990-06600	B-14
90480-14023	F - 9		E-10		E-11
90480-14229	E-13		E-11		F - 7
	F - 8	91401-30030	E - 4	93101-12060	B - 8
90480-14429	E-13	91701-06045	E - 9	93101-16131	D - 6
90480-15235	B-14		E-10	93102-12106	C-14
90480-15259	F-10	91810-08016	B - 3	93102-22014	D-15
90480-15397	D - 3	91810-18013	B-11	93102-25044	E - 3
90480-16233	D - 4		C - 7	93102-35109	C - 7
90480-18171	C-15		C-10	93105-42024	E - 3
90480-18276	B - 9	92011-06010	C - 7	93105-45017	D-15
	F-10	92016-08020	E-11	93109-08061	C - 9
	F-12	92501-06010	C - 7	93109-12053	C-14
	B - 9	92501-06012	B-14	93210-06632	B-11
90480-19283	D - 4		D-13		C - 9
90480-23192	E-13	92501-06020	C - 7	93210-06714	B-11
90480-35394	C - 8		E-11	93210-07135	B-11
90501-04623	C-13	92501-06025	D - 6		C - 5
90501-06022	F-11	92502-06016	F-12	93210-14369	C - 6
90501-10312	E - 9	92511-06160	B-14	93210-14579	B-13
90501-12743	E-10	92706-06025	E-14	93210-15566	B-13
	B-13	92901-05100	F - 4	93210-15620	E-11
90501-20422	C - 9	92901-05600	F - 4	93210-16629	B-13
90501-225A9	E-11	92901-08600	E - 3	93210-18417	B - 8
90506-14388	E - 9	92906-04100	E-11	93210-19216	F - 5
90506-18224	E - 9	92906-04600	E-11	93210-20573	C - 6
90506-26225	E - 9				

NUMERICAL INDEX

PART NO.	GRID NO.	PART NO.	GRID NO.	PART NO.	GRID NO.
94681-01021	B - 7	95701-06500	B - 9	93210-23692	B - 8
94701-00203	B - 2		D - 4		B-10
94701-00222	B - 2		D-14	93210-27194	C - 6
95021-08025	D - 3		F -12	93210-29196	F-12
95023-06020	B - 9	95701-08500	C-15	93210-30694	B - 8
95023-08035	D - 3		E - 4	93210-33133	B - 8
95026-06012	B - 2	95701-10500	E - 9	93210-40659	B-14
	B - 3		E-10	93210-49046	B - 9
	B - 8	95706-05500	E-13	93210-73693	B - 3
95026-06012	B-11	95706-06500	D - 2	93210-87723	B-13
	C - 6	95806-08016	D - 3	93306-00106	B - 8
	F - 5	95806-08025	D - 3	93306-20310	E - 3
95026-06016	C - 8	95811-06016	B-12	93306-20335	C - 8
	F-12	95816-06014	C - 8	93306-20455	C-11
95026-06020	C-12	95816-06025	F - 6		D - 6
	C - 7	95816-06035	C - 5	93306-20541	C - 8
	D - 2	95816-06060	C - 5	93306-30203	D-15
95026-06025	B - 2	95816-06080	C - 5	93306-30306	E - 3
	B - 7	95816-06140	C - 5	93306-30525	C-11
	B - 8	95816-08030	F - 4	93306-30546	C-11
95026-06030	B - 8	95816-08045	C - 5	93306-37203	E - 3
	B - 9	95816-08055	C - 5	93310-340N8	C - 9
	B-11	95816-08060	C - 5	93317-41761	D - 6
	B-13	95816-08065	C - 5	93317-42060	D - 6
	C - 7	95816-08090	C - 5	93317-42550	D - 6
	C-10	95821-06014	F -13	93332-00008	D - 9
95026-06040	B - 8	95821-08025	E-10	93332-00023	D - 9
	C - 7	95821-10040	C-15	93340-21505	C-10
95026-06050	B - 8	95822-06016	C-13	93399-99919	D - 6
	C - 7	95826-06012	C -15	93440-09141	B - 2
95026-06090	C-10		E-14	93440-25084	C-11
95026-08012	D - 3		F-15	93440-28062	C-11
95303-06600	F -10	95826-06020	B - 9	93440-45144	C-12
95303-06700	F-14		B-14	93450-19052	B - 4
95303-08600	E - 4	97001-06012	E -11	93501-04011	E - 9
	E-11		F-12		E-10
95306-05600	F - 8	97001-06025	E - 7	93511-32027	C - 9
95306-12600	F - 7	97001-06035	D-12	93604-10011	B - 8
95316-06600	F - 8	97002-06016	E -11	93615-12088	C - 8
95316-06700	C-14		F - 7	93900-00030	D-15
95601-10200	C-15	97002-08030	D-12		E - 3
95611-10100	D - 6	97016-06016	D - 2	94112-172U4	D-15
	D - 8		F-10	94112-172U5	D-15
95611-12100	D - 6	97016-06020	D - 2	94114-182U6	E - 3
95616-06100	E - 8	97016-06025	F - 9	94114-182U7	E - 3
	F-11	97016-08016	E-14	94570-98110	E - 3
95701-05500	D-14		F-12	94580-79110	E - 3
	F-13	97026-06010	E-14	94581-01110	B - 7



NUMERICAL INDEX

NUMERICAL INDEX

PART NO.	GRID NO.
97706-40620	F - 7
97706-50614	F - 2
97706-60114	B - 9
98501-03012	F - 8
98501-05010	C - 2
	C - 3
98501-05018	F - 4
98501-05040	F - 11
98501-05046	F - 11
98503-04014	C - 2
	C - 3
98506-04012	E - 11
98506-04018	F - 11
98506-05008	E - 6
98506-05035	F - 11
98511-04016	C - 3
98701-05012	C - 13
98706-04012	E - 7
	E - 8
98901-06008	B - 13
99001-10600	C - 14
99009-12400	B - 8
	C - 14
99226-00040	D - 12
99226-00045	D - 12
99233-00020	D - 3
99233-00055	F - 2
99236-00020	D - 3
	E - 15
99236-00025	E - 14
99236-00070	F - 2
99510-08016	B - 2
99530-10014	B - 2
	C - 5

PART NO.	GRID NO.
----------	----------

PART NO.	GRID NO.
----------	----------

PART NO.	GRID NO.
----------	----------

PART NO.	GRID NO.
----------	----------

PART NO.	GRID NO.
----------	----------

INDEX

(INDIVIDUAL SPEC.)

NUMERICAL INDEX

NUMERICAL INDEX

PART NO.	GRID NO.	PART NO.	GRID NO.	PART NO.	GRID NO.	PART NO.	GRID NO.	PART NO.	GRID NO.
3KS-W2161-00	G-11	1FN-14565-00	G-8	1FN-84303-G0	G-4				
3KU-W2161-00	G-11	2KK-14710-00	G-13	1FN-84320-E0	G-4				
2KT-11102-00	G-6		H-3	36Y-84359-00	G-4				
3BV-11102-00	G-6	2MG-14710-00	G-10	1AE-84397-A0	G-4				
1AA-11133-10	G-6		G-13	23V-85110-00	G-4				
1AA-11134-10	G-6		H-3	42X-85110-00	G-14				
1AA-11351-10	H-2	2MH-14710-00	G-10	90101-06576	G-10				
3KS-11351-00	H-2	1FN-1490J-00	G-8		G-13				
2MG-11631-00	G-6	2MG-1490J-00	G-8		H-3				
3BV-11631-00	G-6	1AE-1490K-00	G-9	90201-044A2	G-11				
2MG-11636-00	G-6	1FN-1490L-00	G-9	90201-047A2	G-11				
3BV-11636-00	G-6	3BY-14900-00	G-8	90267-40076	G-11				
2MG-11638-00	G-6	3DX-14900-00	G-8	90267-40029	G-11				
3BV-11638-00	G-6	3BY-14901-00	G-8	90267-40076	G-11				
3KS-12213-00	H-2	3BY-14902-00	G-8	90340-18101	G-6				
30X-12213-00	H-2	3BY-14903-00	G-8	90430-06210	H-2				
3KS-13414-00	H-2	3BY-14904-00	G-8	90430-06203	H-2				
1AE-13414-01	H-2	1AE-14933-00	G-8	92906-06600	G-10				
1AE-1410A-00	G-8	1AE-14940-00	G-8		G-13				
1FN-1410A-00	G-8	1WG-14985-00	G-8		H-3				
1AE-14103-00	G-8	1HX-14991-00	G-9	92990-04200	G-11				
12R-14105-00	G-8	1AE-15451-00	H-2	93440-09141	G-6				
3CF-14107-12	G-8	3KS-15451-00	H-2	95701-05500	G-14				
812-14137-00	G-9	2GH-15461-00	H-2	97706-40616	G-4				
1AE-14141-92	G-8	3KS-15461-00	H-2	98501-05010	G-8				
3H1-14142-15	G-9	1AE-15463-00	H-2		G-9				
1FN-14147-00	G-8	3KS-15463-00	H-2	98503-04014	G-9				
36Y-14147-00	G-9	1UF-15467-00	H-2	98511-04016	G-9				
137-14153-00	G-8	3KS-15467-00	H-2						
353-14186-00	G-8	1AE-17460-00	G-11						
12R-14191-00	G-9	1AE-17460-11	G-11						
1AE-14197-00	G-9	36Y-21376-00	G-11						
2KT-14197-01	G-9	2MH-21621-00	G-11						
1FN-14198-00	G-9	2MG-21640-00	G-14						
1AE-14227-00	G-8	2KT-21640-00	G-14						
620-1423A-69	G-8	3KS-25875-00	G-14						
620-14231-18	G-8	3KT-25875-00	G-14						
830-14231-25	G-9	3KS-25876-00	G-14						
1AE-14237-00	G-8	3KT-25876-00	G-14						
1HX-14251-00	G-9	2MG-82305-10	G-11						
16H-14251-00	G-9	2MH-82305-10	G-11						
2LH-14261-00	G-8	123-83516-21	G-4						
2MH-1441F-00	G-7	2KK-83530-00	H-4						
1AE-14422-00	G-7	47X-83530-00	H-4						
2GH-14422-00	G-7	1FN-83570-F0	G-3						
2MH-14437-00	G-7	1FN-83570-G0	G-3						
2AK-14487-00	G-7	1AE-8430M-00	G-4						
1AE-14565-00	G-8	1FN-84303-E0	G-4						

COPY RIGHT: ALL RIGHTS RESERVED
NO PART OF THIS PUBLICATION MAY BE
REPRODUCED WITHOUT PERMISSION.



YAMAHA

YAMAHA MOTOR CO., LTD.
2500 SHINGAI IWATA-SHI SHIZUOKA-KEN JAPAN

PRINTED IN JAPAN
First edition Aug., 1989

